

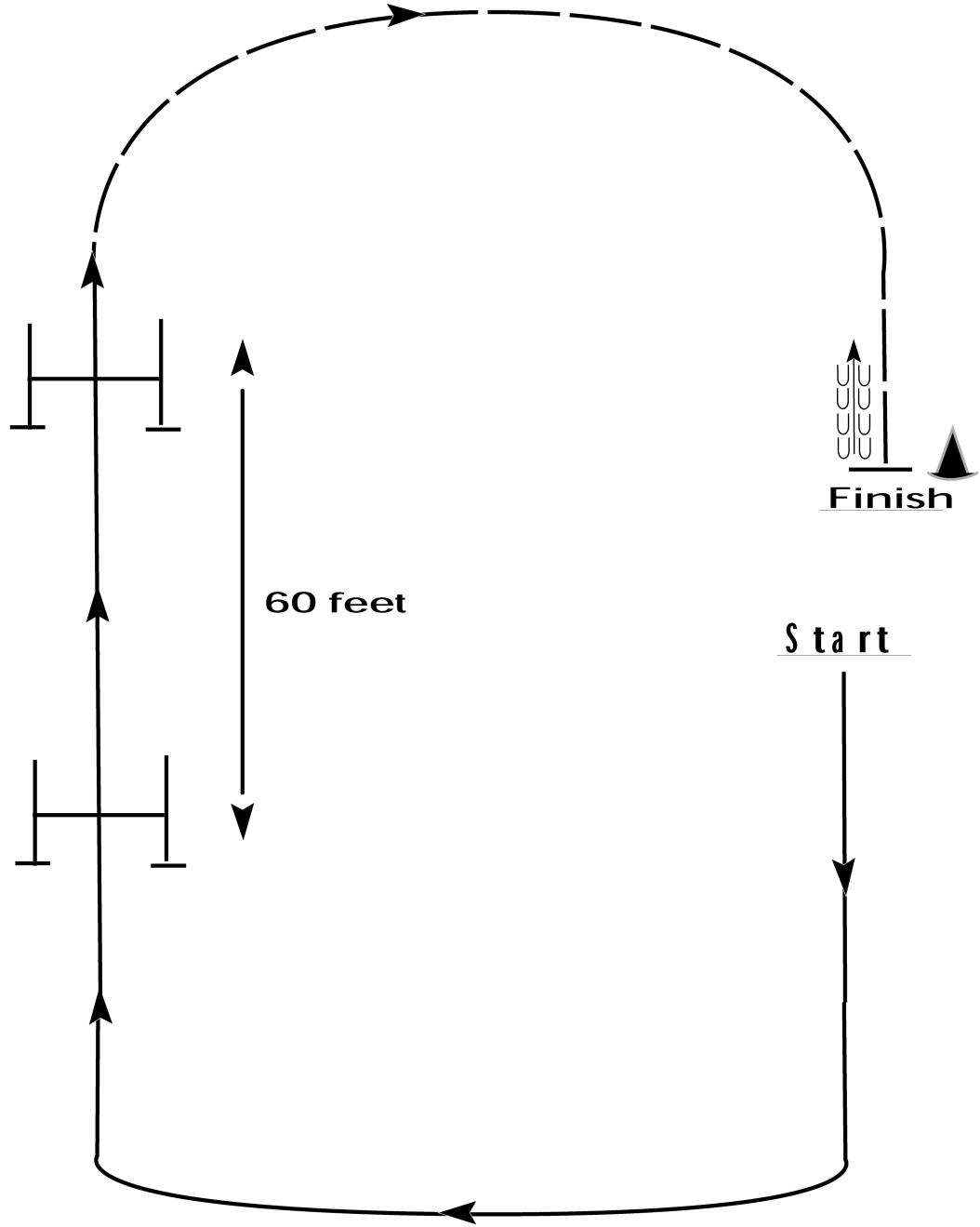
Iowa POAC Futurity


Hunter Hack (14-18, 13-Under)


Show Date: 08-18-2018


www.HorseShowPatterns.com


www.HorseShowPatterns.com



Canter 

Back 

Hand Gallop 

Marker 

1. Fences are set approximately 60 feet apart.
2. After 2nd fence, hand gallop to marker. Stop and back approximately one horse length.
3. Drop your reins to signify completion.

[HH/60-2]

Pattern Provided by:
Iowa POAC

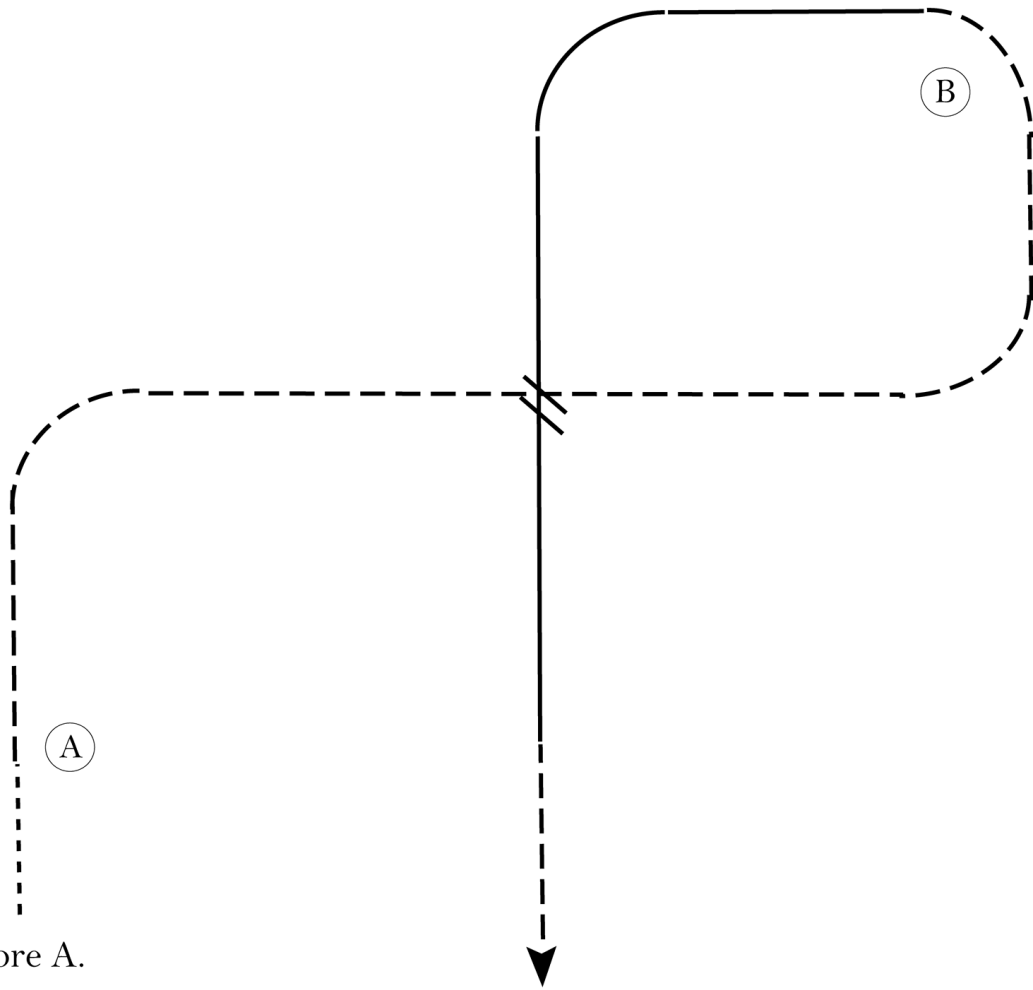
Iowa POAC Futurity

Hunt Seat Equitation (10-13, Novice W/T/L)

Show Date: 08-18-2018

w w w . H o r s e S h o w P a t t e r n s . c o m

w w w . H o r s e S h o w P a t t e r n s . c o m



Be ready before A.

1. Walk to A.
2. Posting trot on the left diagonal to center of pattern.
3. Change diagonals at center. Trot on the right diagonal to B.
4. Canter on the left lead to center of pattern.
5. Change leads at center. Canter on right lead until even with A.
6. Sitting trot when even with A. Pattern is over after trotting 3 strides past A.

Follow the instructions of your ring steward.

Walk	-----
Trot	- - - - -
Extended Trot	-----
Canter	—————
Leg Yield	
Lead Change	↘ ↙
Back	← ← ← ← ←
Marker	⊙
Sidepass	← — — — →
Hand Gallop	—————

[HSE/2-66]

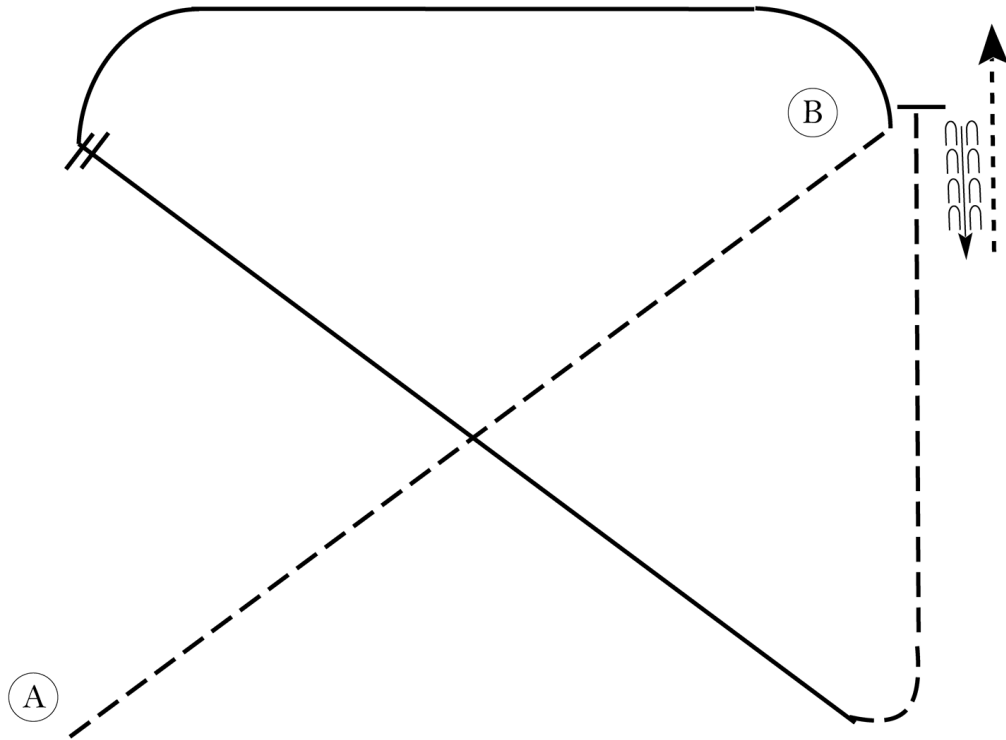
Pattern Provided by:

Iowa POAC

Iowa POAC Futurity

Hunt Seat Equitation (19-O, 14-18)

Show Date: 08-18-2018



Be ready at A.

1. Sitting trot halfway to B.
2. Posting trot on the right diagonal to B.
3. Canter on the left lead from B across the arena..
4. Round the arena, then change leads.
5. Canter on the right lead on the diagonal.
6. Break to a trot on the left diagonal in a straight line to B.
7. Halt at B and back approximately one horse length.
8. Demonstrate a forward walk in a straight line from B for at least two horse lengths.

Follow the instructions of your ring steward.

Walk	-----
Trot	- - - - -
Extended Trot	====
Canter	————
Leg Yield	
Lead Change	—/—
Back	←←←←
Marker	⊙ B
Sidepass	←←
Hand Gallop	— — —

[HSE/2-61]

Pattern Provided by:

Iowa POAC

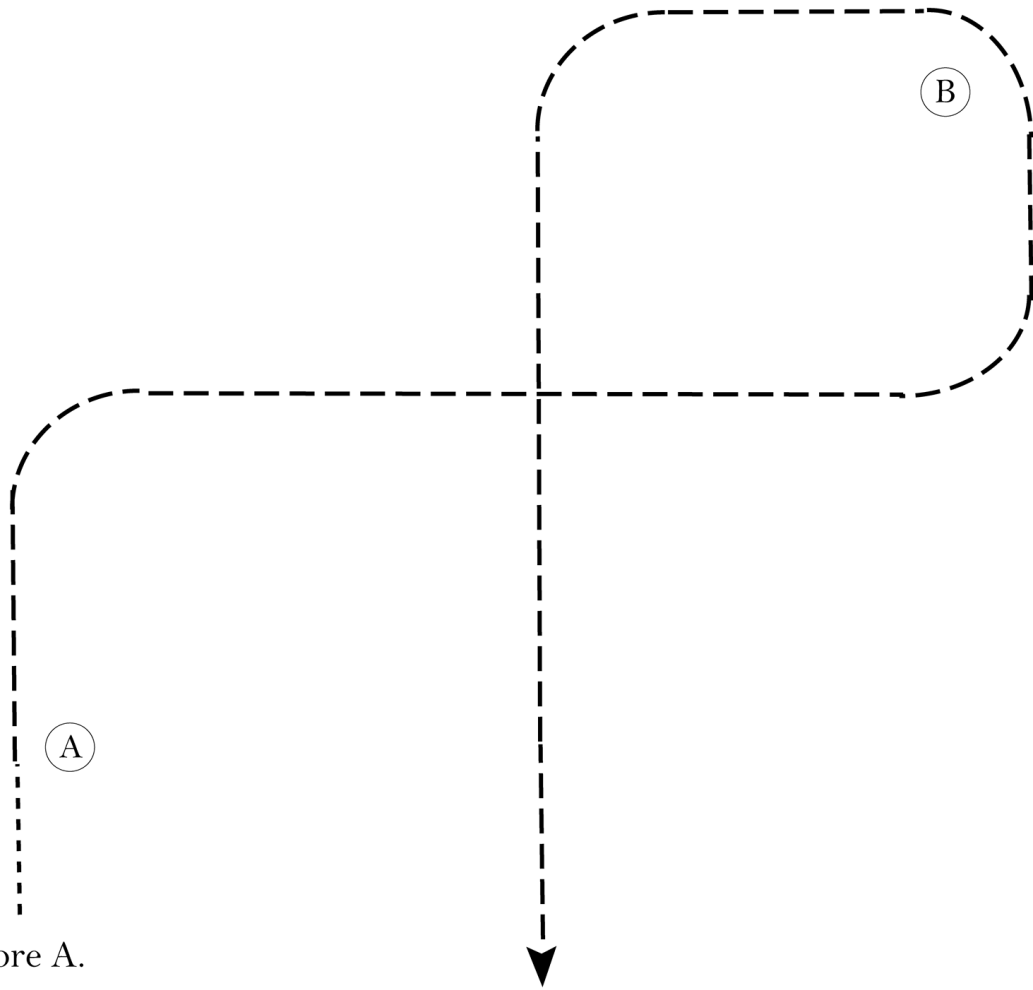
Iowa POAC Futurity

Hunt Seat Equitation (9-U, Novice W/T, 19-O W/T)

Show Date: 08-18-2018

w w w . H o r s e S h o w P a t t e r n s . c o m

w w w . H o r s e S h o w P a t t e r n s . c o m



Be ready before A.

1. Walk to A.
2. Posting trot on the left diagonal to center of pattern.
3. Change diagonals at center. Trot on the right diagonal to and around B and to center of pattern.
4. At center of pattern, sitting trot until even with A.
5. Pattern is over after trotting 3 strides past A.

Follow the instructions of your ring steward.

Walk	-----
Trot	- - - - -
Extended Trot	-----
Canter	—————
Leg Yield	
Lead Change	↘ ↙
Back	← ← ← ← ←
Marker	⊙
Sidepass	← — — — →
Hand Gallop	—————

[HSE/WT-66]

Pattern Provided by:
Iowa POAC

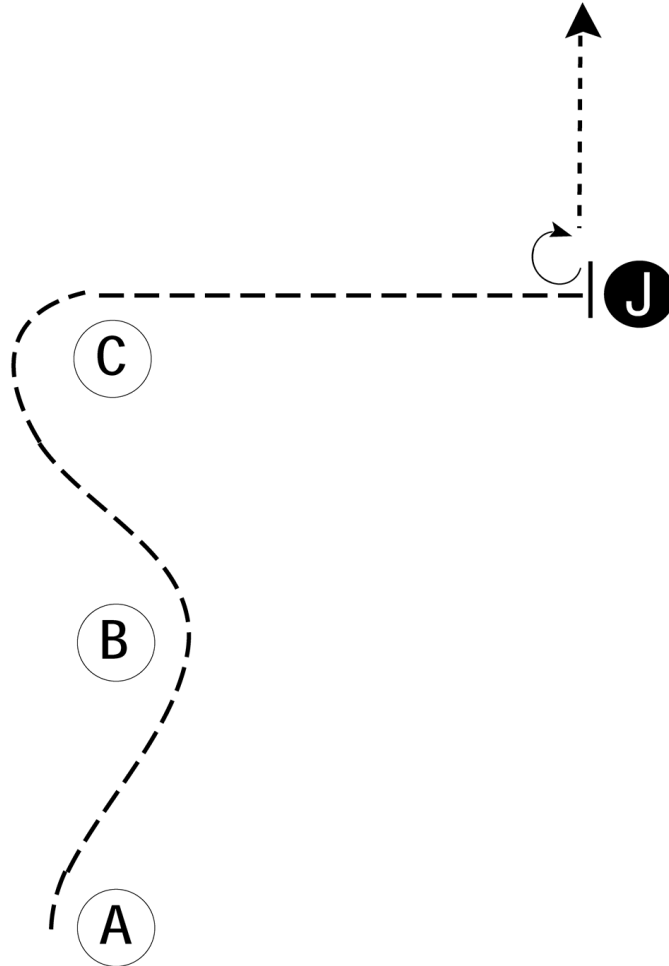
Iowa POAC Futurity

Showmanship (10-13)

Show Date: 08-18-2018

w w w . H o r s e S h o w P a t t e r n s . c o m

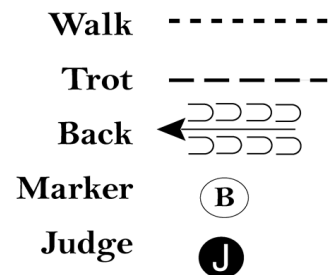
w w w . H o r s e S h o w P a t t e r n s . c o m



Be ready at A.

1. When acknowledged, trot around B, around C and straight to judge.
2. Stop and set up for inspection.
3. When dismissed, perform a 270 degree turn and walk away from judge.

Follow the directions of the ring steward.



[S/1-59]

Pattern Provided by:

Iowa POAC

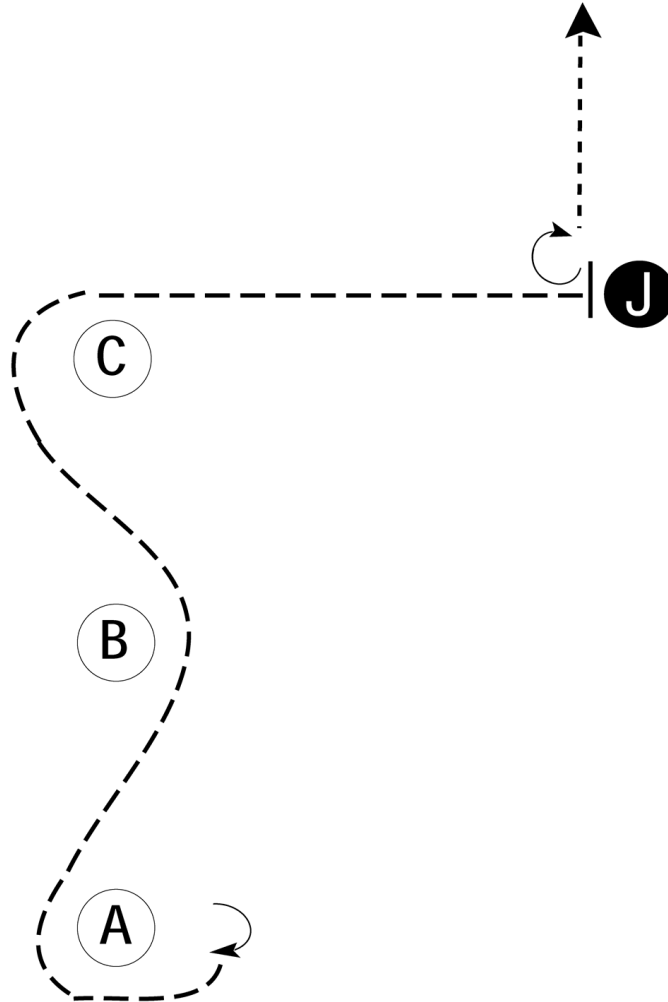
Iowa POAC Futurity

Showmanship (19-O, 14-18)

Show Date: 08-18-2018

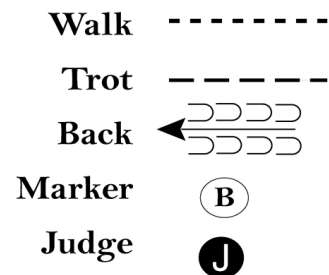
w w w . H o r s e S h o w P a t t e r n s . c o m

w w w . H o r s e S h o w P a t t e r n s . c o m



Be ready at A.

1. When acknowledged, perform a 180 degree turn.
2. Trot around A, around B, around C and straight to judge.
3. Stop and set up for inspection.
4. When dismissed, perform a 270 degree turn and walk away from judge.



Follow the directions of the ring steward.

[S/2-59]

Pattern Provided by:

Iowa POAC