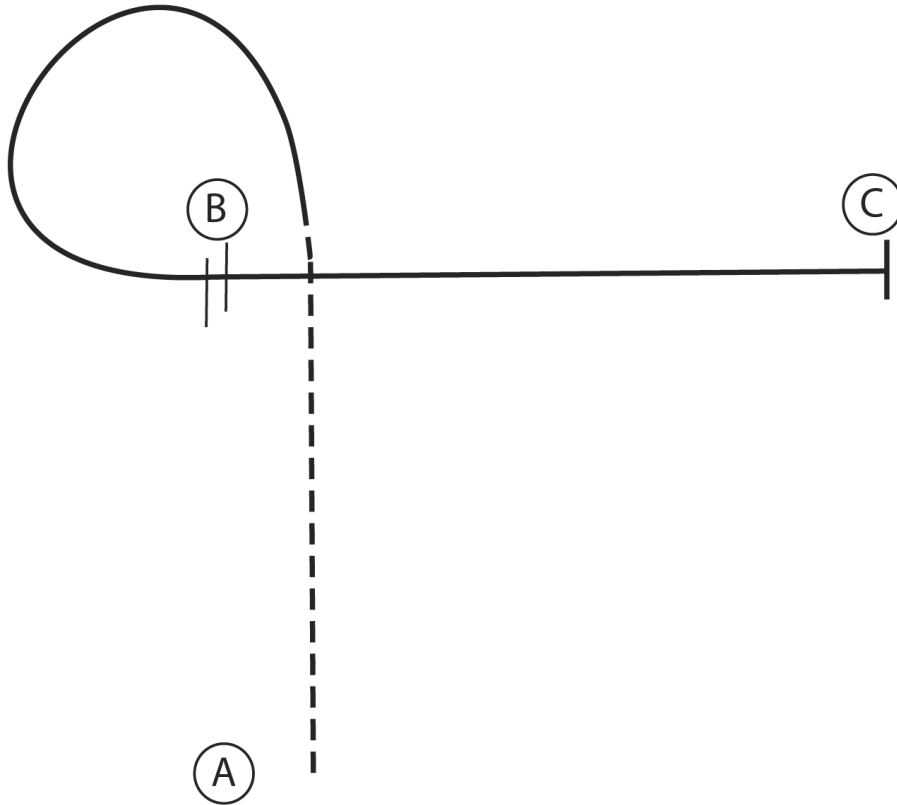


IPOAC Mason City

Hunt Seat Equitation (19 & Over and 14-18)

Show Date: 06/21/2020



1. Posting trot A to B on the right diagonal
2. At B canter on the left lead around B
3. Perform a lead change at B and continue to C
4. Stop at C

Walk
Trot	-----
Extended Trot	-----
Canter	—————
Leg Yield	
Lead Change	↙
Back	←←←←←
Marker	⊙
Sidepass	←←←←←

[HSE/1-8]

Pattern Provided by:

Iowa POAC

w w w . H o r s e S h o w P a t t e r n s . c o m

w w w . H o r s e S h o w P a t t e r n s . c o m

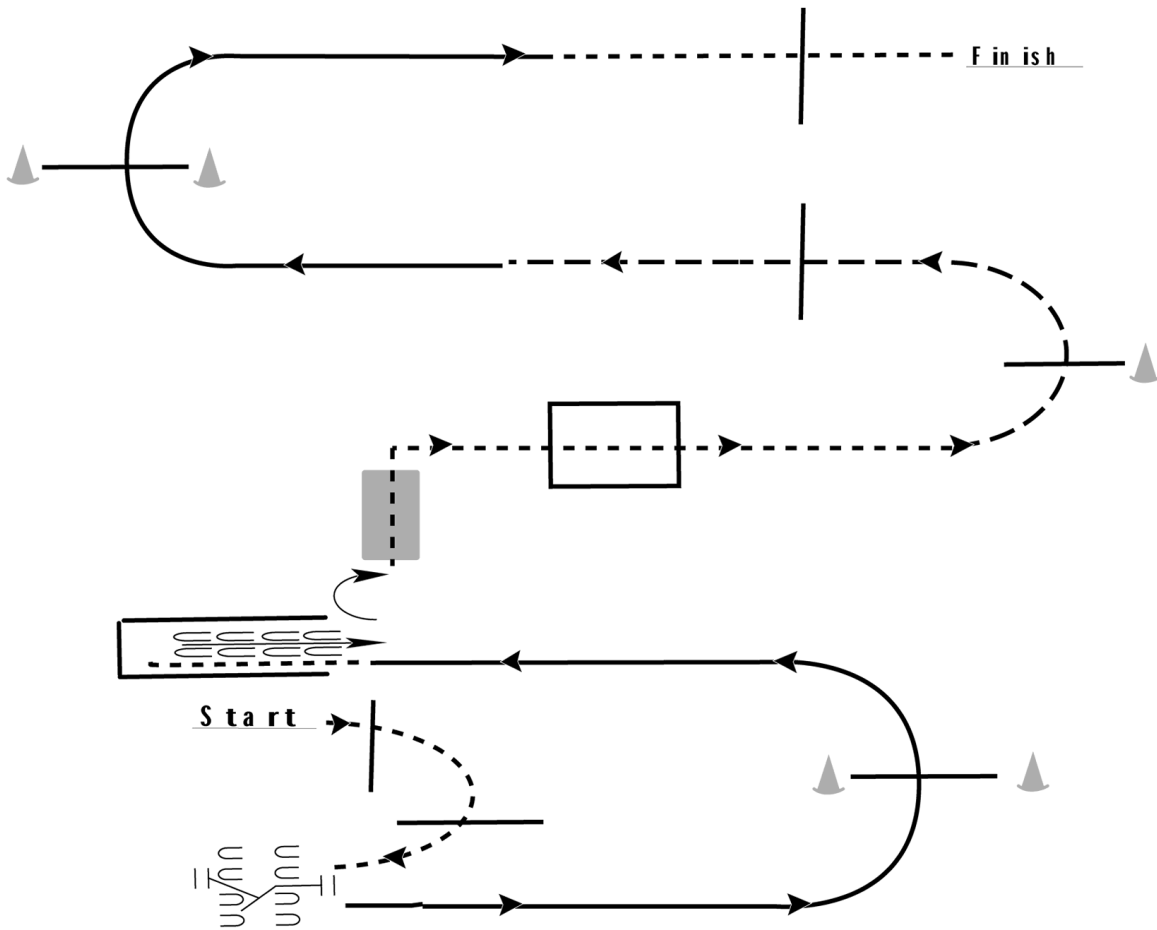
IPOAC Mason City

Trail (W/T/L)

Show Date: 06/21/2020

www.HorseShowPatterns.com

www.HorseShowPatterns.com



1. Walk over two poles to gate
2. Work gate with left hand
3. Lope on the left lead over pole
4. Break to a walk and walk into chute
5. Back out of chute
6. Walk over bridge
7. Walk through box
8. Trot over poles
9. Lope on the right lead over pole
10. Break to the walk and walk over final elevated pole to finish

Walk	-----
Jog	- - - - -
Extended Jog	- - - - -
Lope	—————
Leg Yield	
Lead Change	— / —
Back	← ← ← ← ←
Marker	(B)
Sidepass	← — — — — ←

[T/1-9]

Pattern Provided by:

Iowa POAC

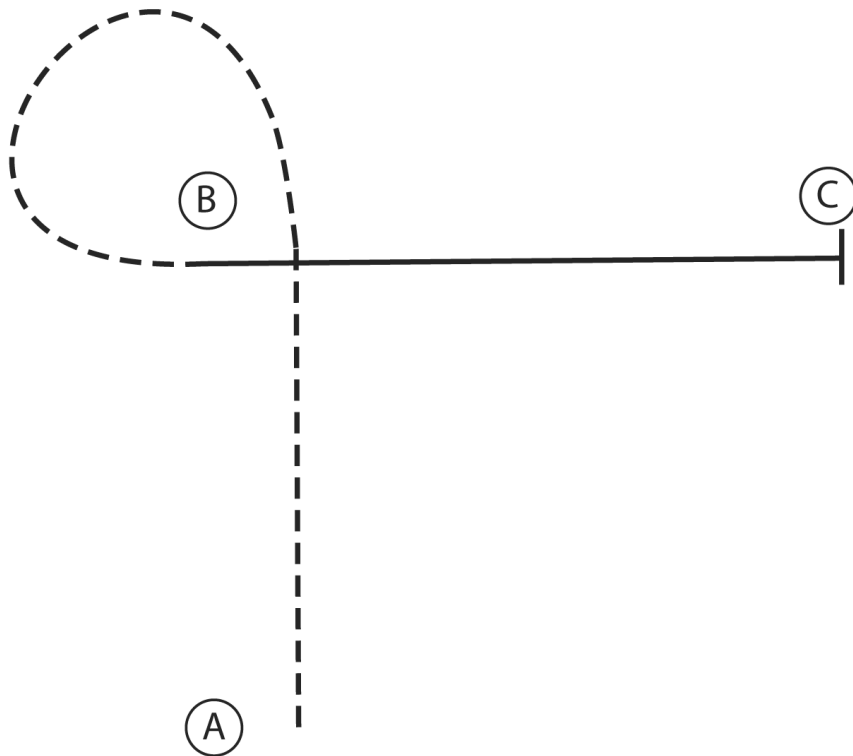
IPOAC Mason City

Hunt Seat Equitation (10-13 and Novice 18 & Under W/T/C)

Show Date: 06/21/2020

w w w . H o r s e S h o w P a t t e r n s . c o m

w w w . H o r s e S h o w P a t t e r n s . c o m



1. Sitting trot A to B
2. Posting trot around B
3. At B canter on the right lead to C
4. Stop at C

Walk
Trot	-----
Extended Trot	-----
Canter	—————
Leg Yield	
Lead Change	↘ ↙
Back	←←← ←←←
Marker	⊙ B
Sidepass	←-----→

[HSE/1-7]

Pattern Provided by:

Iowa POAC

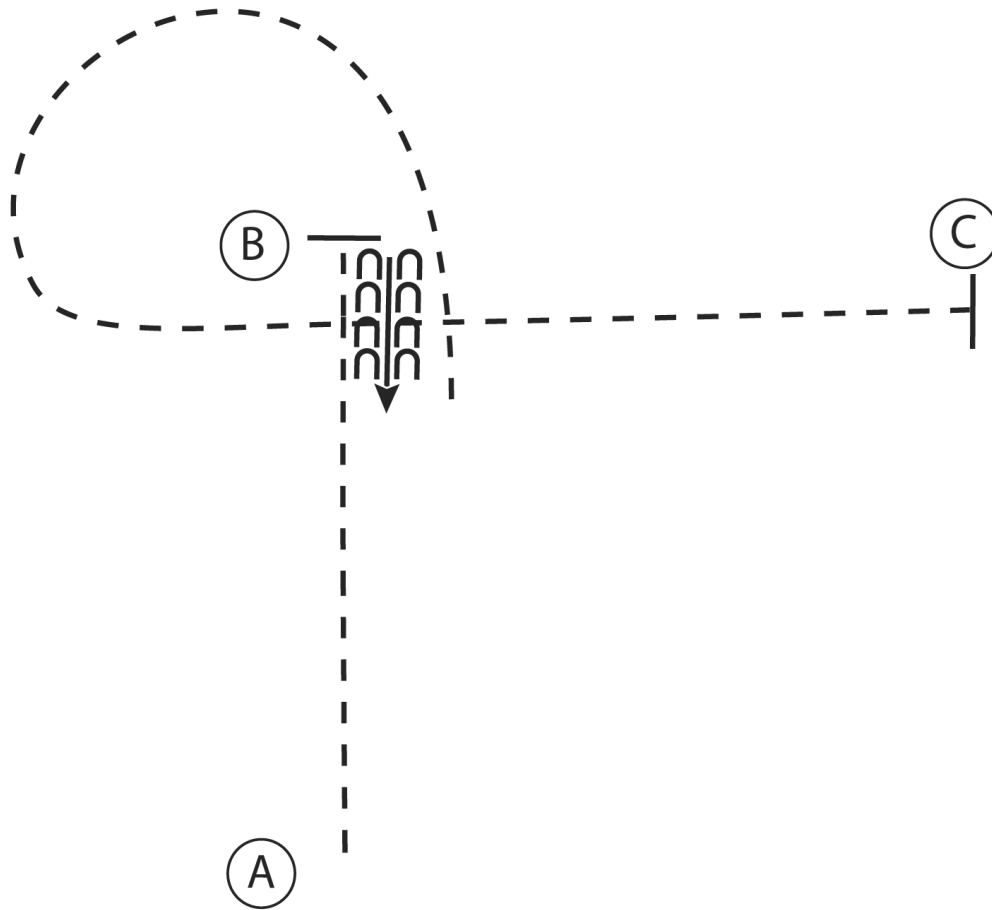
IPOAC Mason City

Hunt Seat Equitation (9 & U, Novice 18-U, & 19-O W/T)

Show Date: 06/21/2020

w w w . H o r s e S h o w P a t t e r n s . c o m

w w w . H o r s e S h o w P a t t e r n s . c o m



1. Trot A to B
2. At B stop and back 4 steps
3. Trot a circle around B and continue to C
4. Stop at C

Walk
Trot	- - - - -
Extended Trot	- - - - -
Canter	—————
Leg Yield	
Lead Change	↘
Back	←←←←←
Marker	(B)
Sidepass	←- - - - -←

[HSE/WT-2]

Pattern Provided by:

Iowa POAC

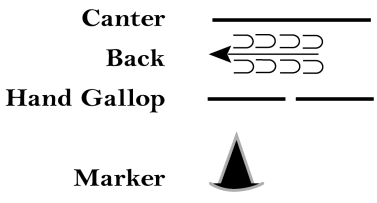
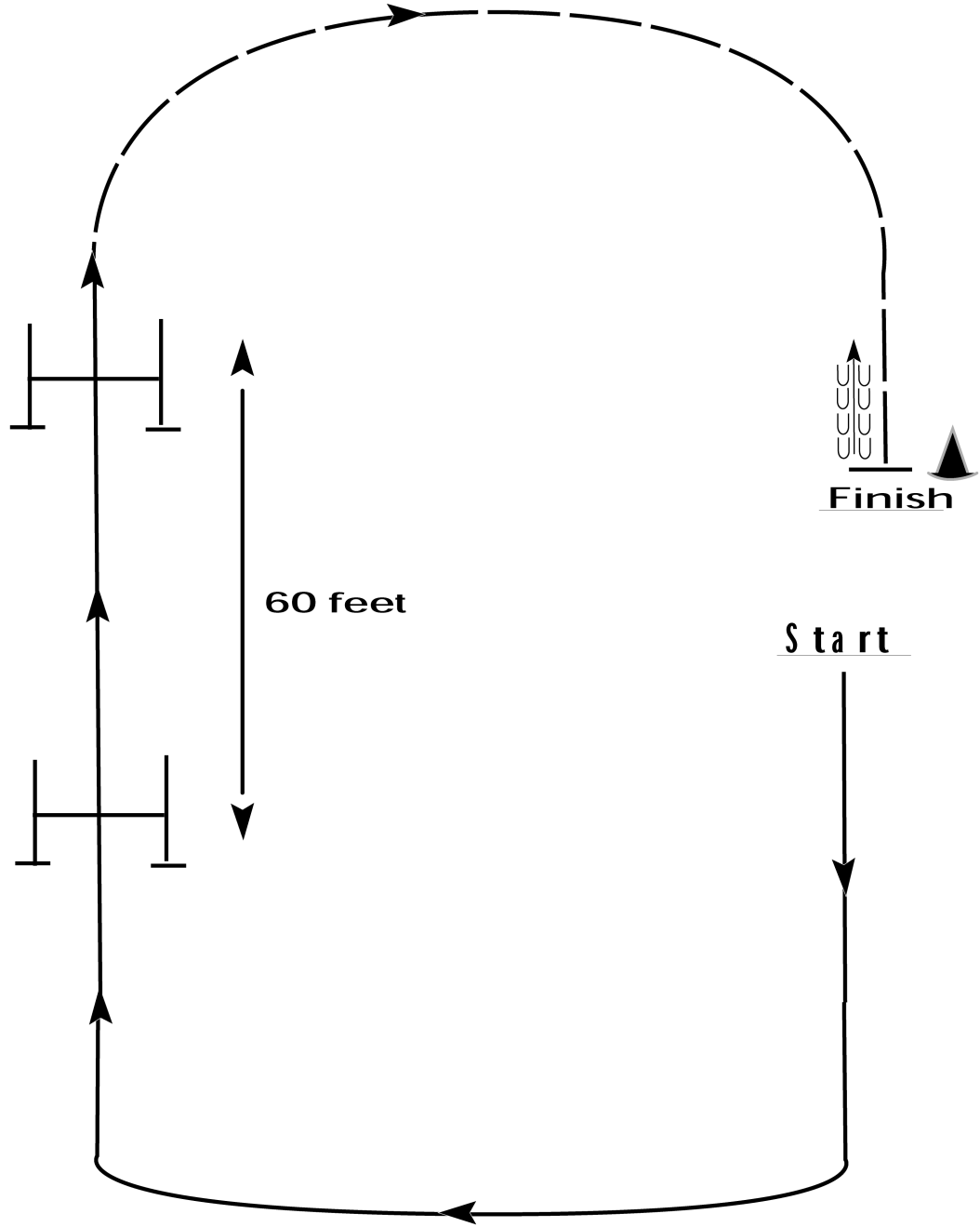
IPOAC Mason City

Hunter Hack (14-18 & 13-Under)

Show Date: 06/21/2020

www.HorseShowPatterns.com

www.HorseShowPatterns.com



1. Fences are set approximately 60 feet apart.
2. After 2nd fence, hand gallop to marker. Stop and back approximately one horse length.
3. Drop your reins to signify completion.

[HH/60-2]

Pattern Provided by:
Iowa POAC

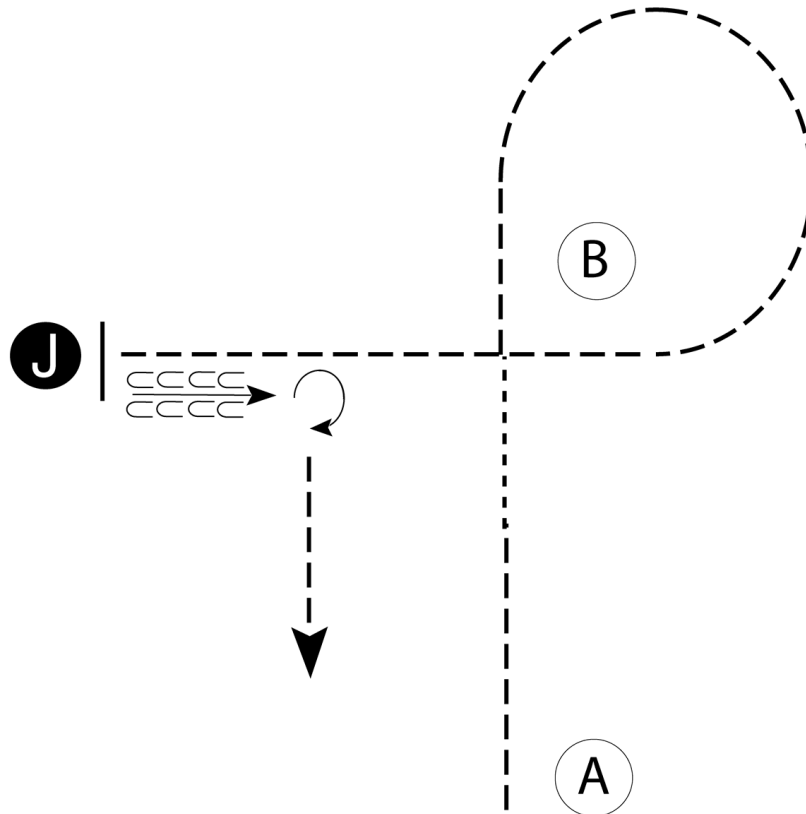
IPOAC Mason City

Showmanship (19-Over)

Show Date: 06/21/2020

w w w . H o r s e S h o w P a t t e r n s . c o m

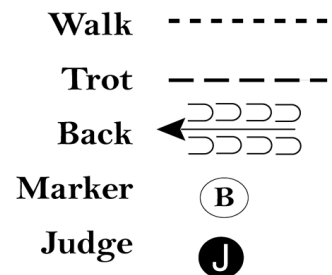
w w w . H o r s e S h o w P a t t e r n s . c o m



Be ready at A.

1. Trot halfway to B.
2. Walk two horse lengths.
3. Trot to and around B as shown.
4. Trot to the judge. Stop and set up for inspection.
5. When dismissed, back approximately 2 horse lengths.
6. Perform a 270 degree turn and trot straight away.

Follow the instructions of your ring steward.



[S/1-78]

Pattern Provided by:

Iowa POAC

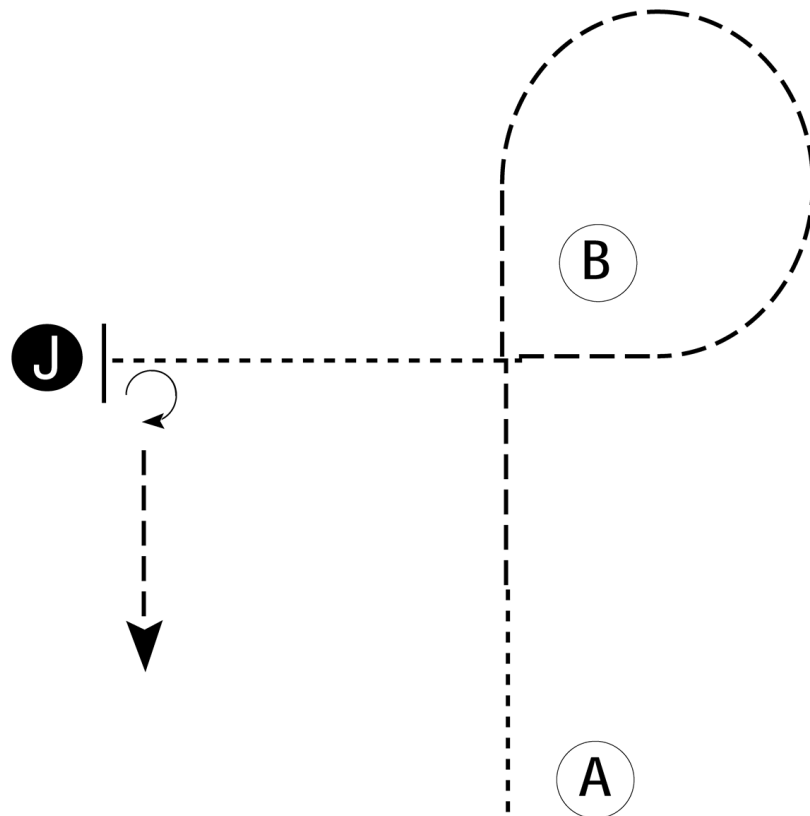
IPOAC Mason City

Showmanship (14-18 & 10-13)

Show Date: 06/21/2020

w w w . H o r s e S h o w P a t t e r n s . c o m

w w w . H o r s e S h o w P a t t e r n s . c o m



Be ready at A.

1. Walk halfway to B.
2. Trot to and around B as shown.
3. When just past B, walk to judge and set up for inspection.
4. When dismissed, perform a 270 degree turn and trot away.

Follow the instructions of your ring steward.

Walk	-----
Trot	- - - - -
Back	←
Marker	ⓑ
Judge	ⓙ

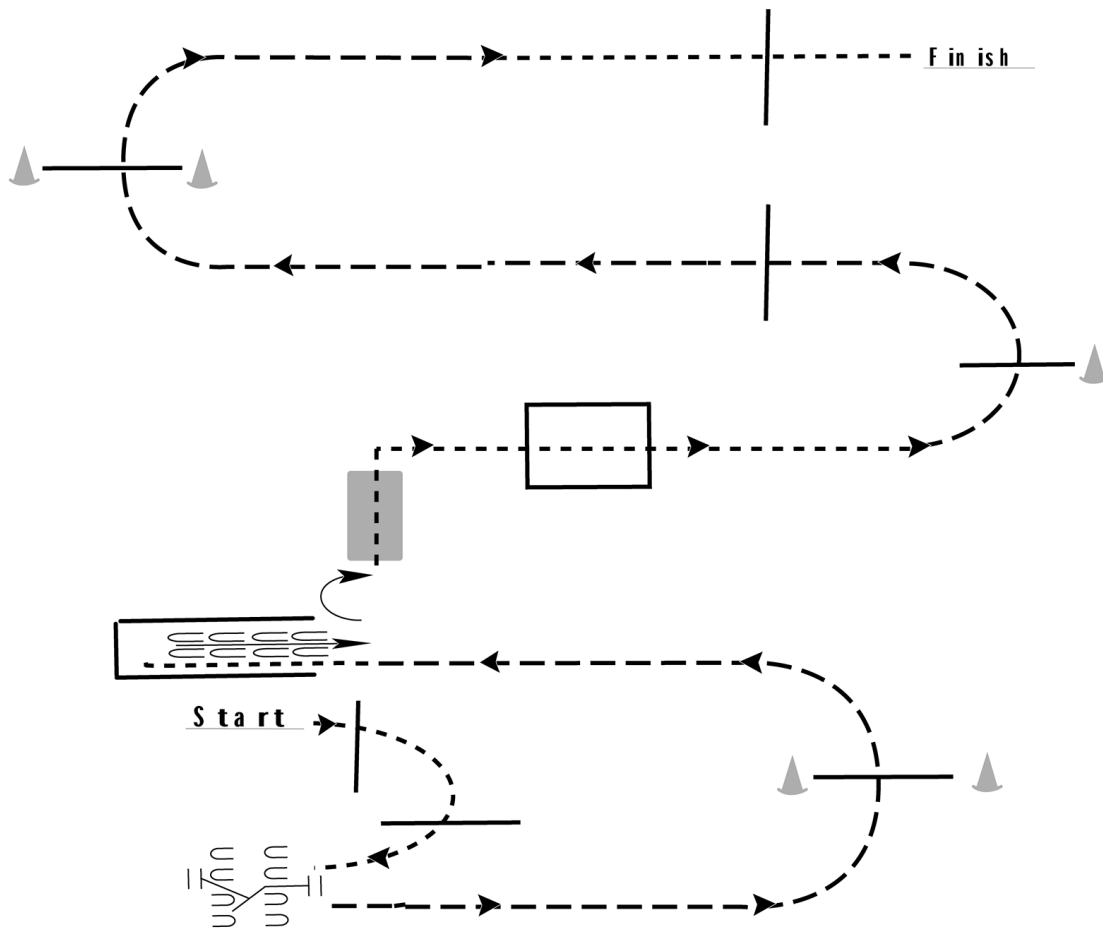
[S/1-79]

Pattern Provided by:
Iowa POAC

IPOAC Mason City

Trail (W/T and In-Hand)

Show Date: 06/21/2020



1. Walk over two poles to gate
2. Work gate with left hand
3. Trot over pole
4. Break to a walk and walk into chute
5. Back out of chute
6. Walk over bridge
7. Walk through box
8. Trot over poles
9. Break to the walk and walk over final elevated pole to finish

Walk	-----
Jog	-----
Extended Jog	-----
Lope	—————
Leg Yield	
Lead Change	—/—
Back	←←←
Marker	(B)
Sidepass	←-----→

[T/1-2]

Pattern Provided by:

Iowa POAC

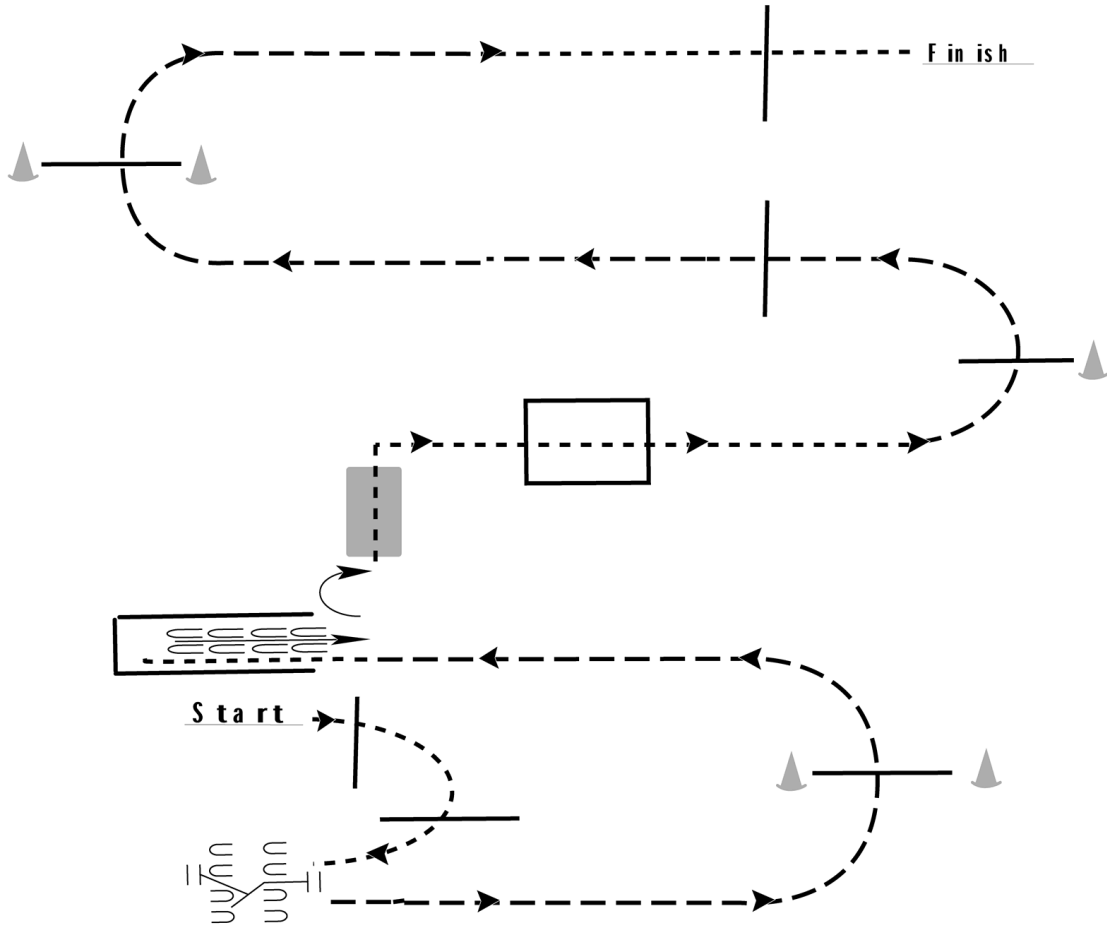
www.HorseShowPatterns.com

www.HorseShowPatterns.com

IPOAC Mason City

Tail (Leadline- Walk Only)

Show Date: 06/21/2020



1. Walk over two poles to gate
2. Work gate with left hand
3. Trot over pole
4. Break to a walk and walk into chute
5. Back out of chute
6. Walk over bridge
7. Walk through box
8. Trot over poles
9. Break to the walk and walk over final elevated pole to finish

Walk	-----
Jog	-----
Extended Jog	-----
Lope	—————
Leg Yield	
Lead Change	—/—
Back	←←←←←
Marker	ⓑ
Sidepass	←-----→

[T/1-2]

Pattern Provided by:

Iowa POAC

www.HorseShowPatterns.com

www.HorseShowPatterns.com