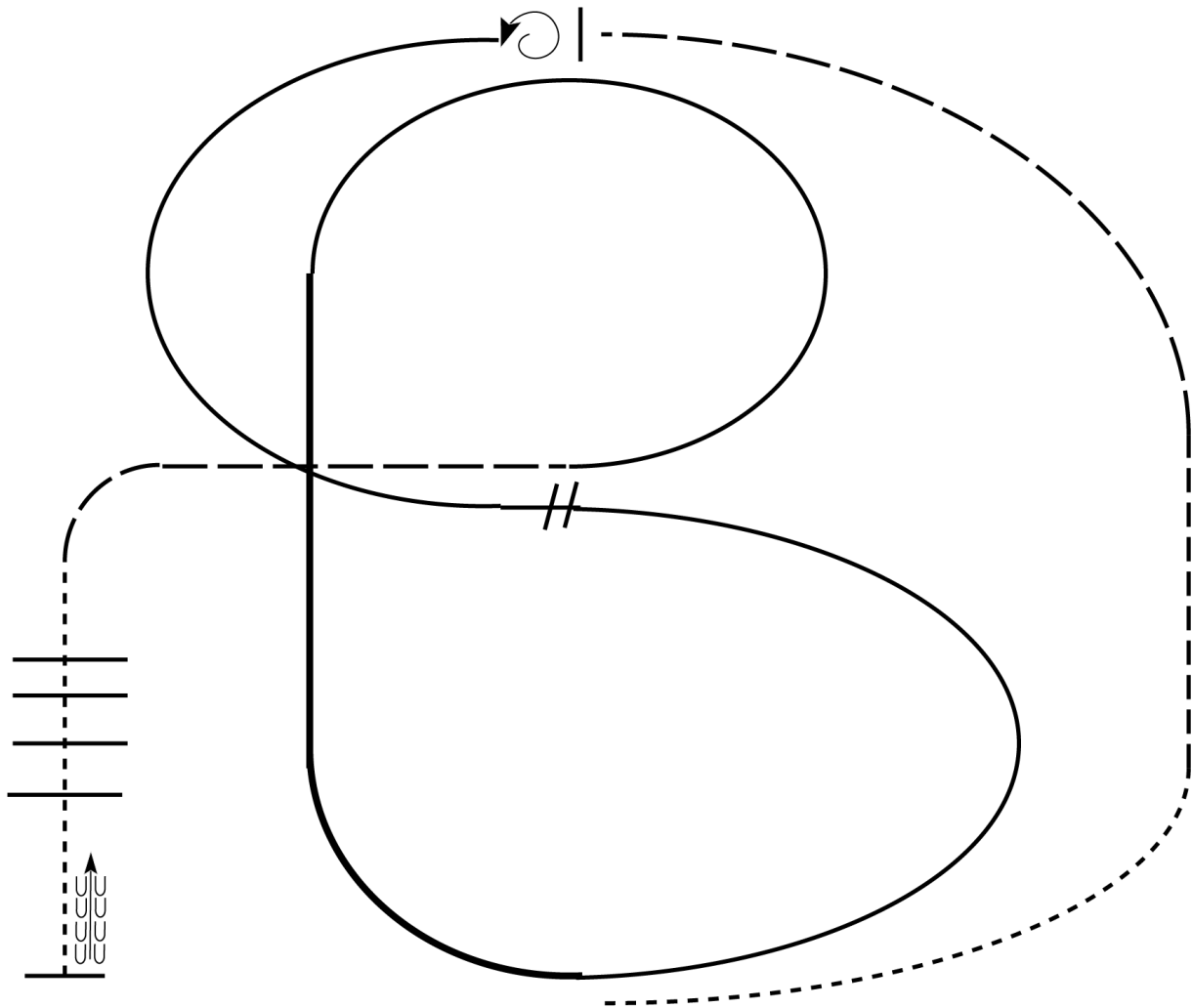


Iowa POAC- Mason City

Ranch Riding (19-O, 18-U)

Show Date:



1. Walk
2. Trot
3. Extend the trot, at the top of the arena, stop
4. 360 degree turn to the left
5. Left lead 1/2 circle, lope to the center
6. Change leads (simple or flying)
7. Right lead 1/2 circle
8. Extended lope up the long side of arena (right lead)
9. Collect back to a lope around the top of the arena and back to center
10. Break down to an extended trot
11. Walk over poles.
12. Stop and back

Walk	-----
Jog	- - - - -
Extended Jog	-----
Lope	
Lead Change	///
Back	←
Marker	(B)

[RR/1]

Pattern Provided by:

IOWA POAC

w w w . H o r s e S h o w P a t t e r n s . c o m

w w w . H o r s e S h o w P a t t e r n s . c o m

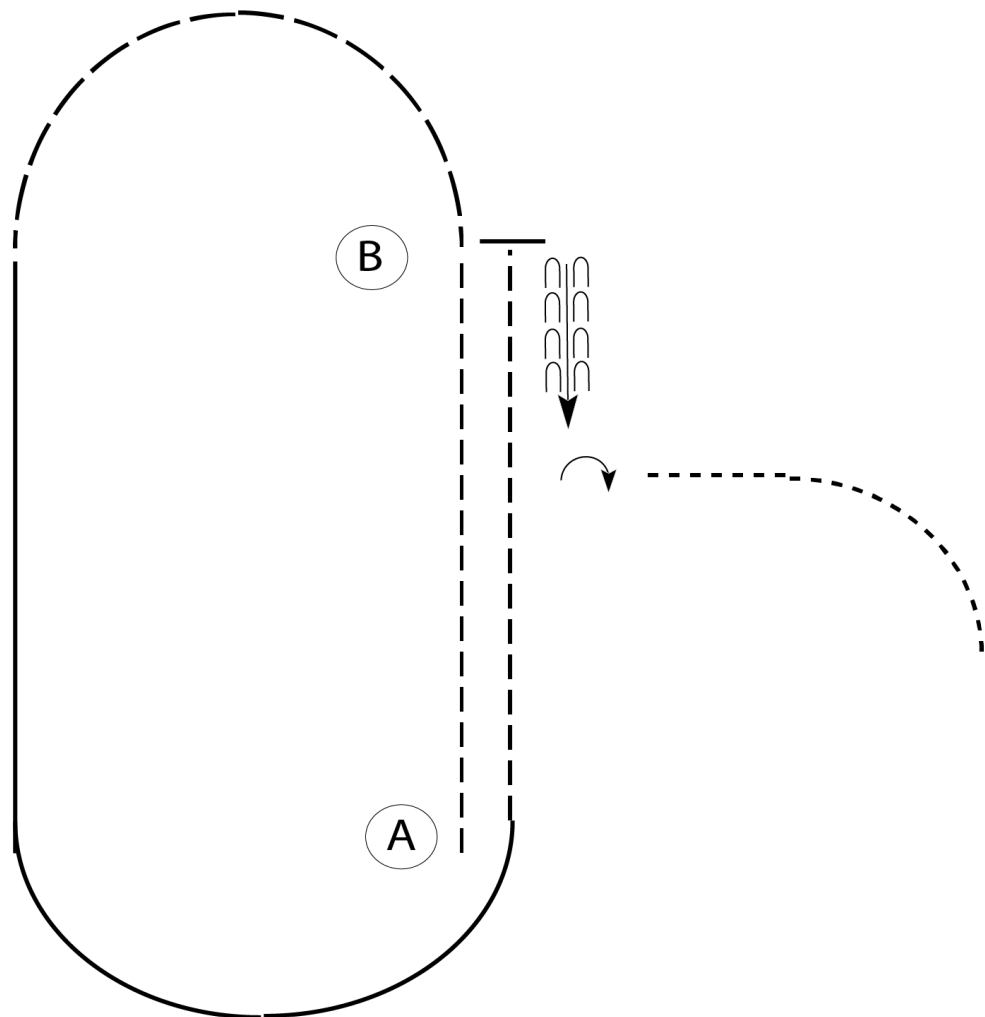
Iowa POAC- Mason City

Bareback Horsemanship (14-18 & 10-13)

Show Date:

w w w . H o r s e S h o w P a t t e r n s . c o m

w w w . H o r s e S h o w P a t t e r n s . c o m



Be ready at A.

1. Jog from A to B.
2. Extend the jog in a half circle.
3. Lope on the left lead until even with A.
4. Jog to B.
5. Stop, back one horse length and perform a 90 degree turn to the right.
6. Pattern is complete. Exit at the walk.

Walk	-----
Jog	- - - - -
Extended Jog	— — — —
Lope	
Lead Change	— / —
Back	← C C C C C
Marker	ⓑ

[WH/1-109]

Pattern Provided by:

IOWA POAC

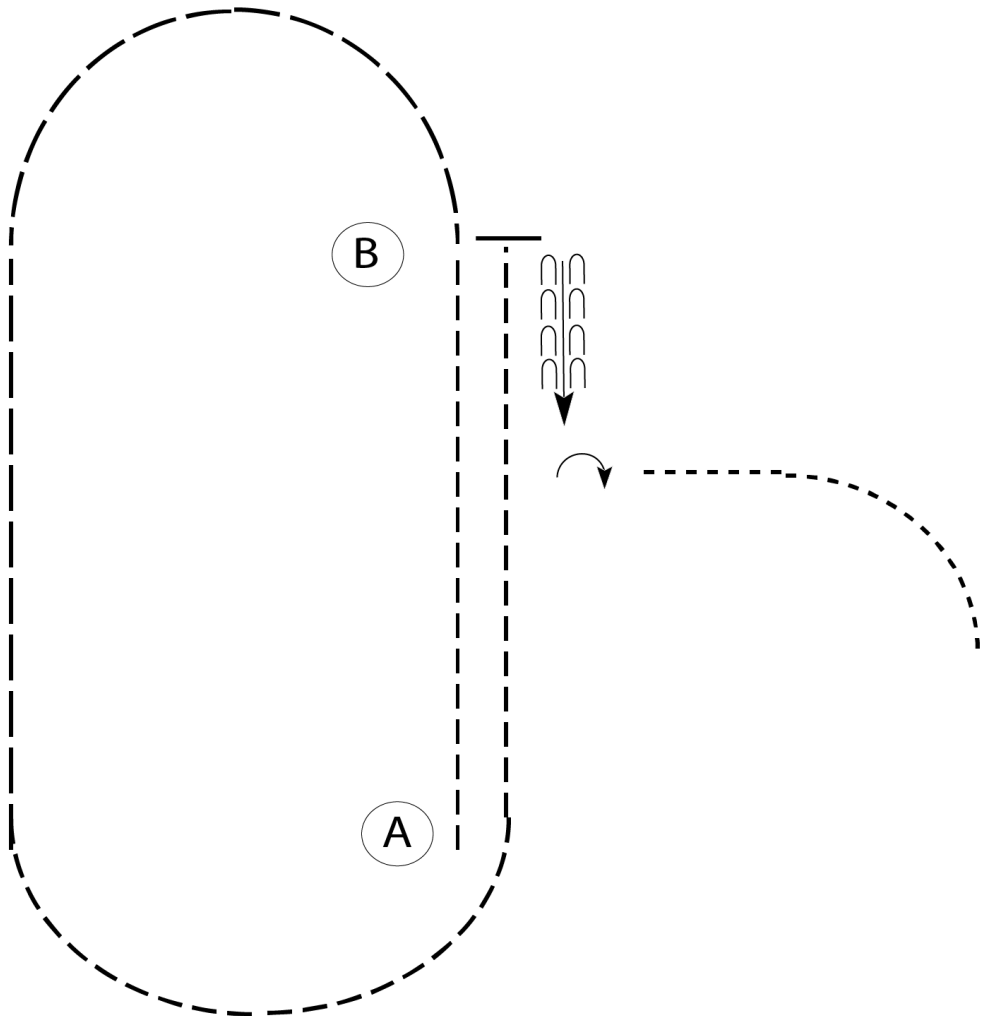
Iowa POAC- Mason City

Bareback Horsemanship (9 & Under w/t)

Show Date:

w w w . H o r s e S h o w P a t t e r n s . c o m

w w w . H o r s e S h o w P a t t e r n s . c o m



Be ready at A.

1. Jog from A to B.
2. Extend the jog in a half circle.
3. Continue the extended jog on a straight line until even with A.
4. Jog a half circle then a straight line to B.
5. Stop, back one horse length and perform a 90 degree turn to the right.
6. Pattern is complete. Exit at the walk.

Walk
Jog	-----
Extended Jog	-----
Lope	—————
Lead Change	———/———
Back	←———
Marker	ⓑ

[WH/WT-109]

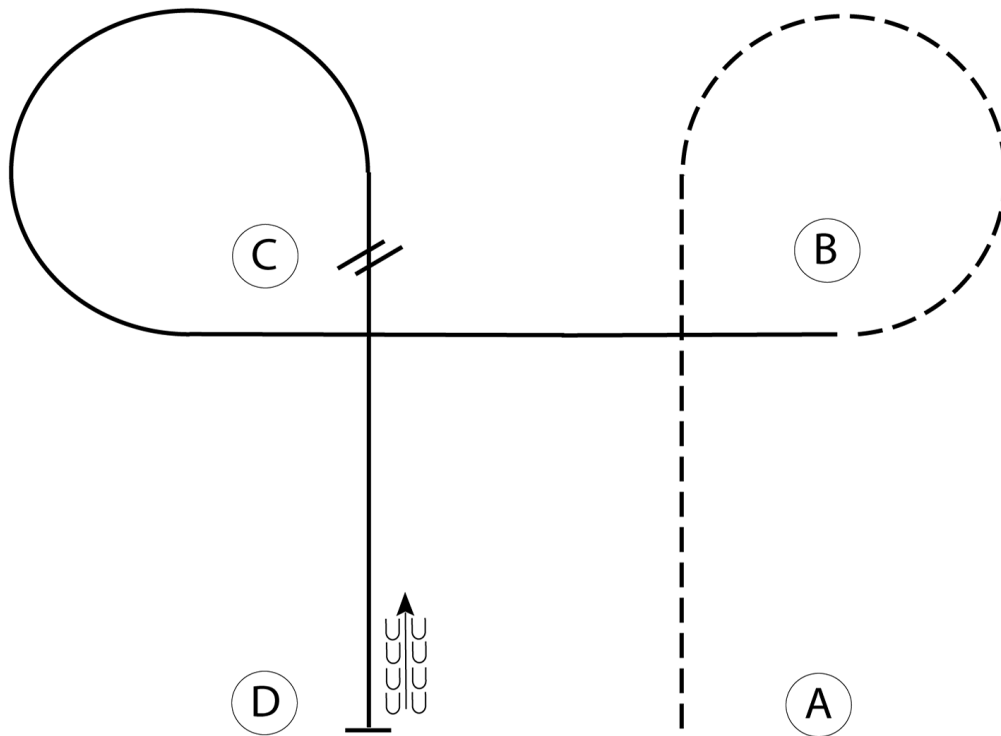
Pattern Provided by:

IOWA POAC

Iowa POAC- Mason City

Western Horsemanship (10-13 & Novice 18-U WTL)

Show Date:



Be ready at A.

1. Jog A to B.
2. Jog a circle around B.
3. At B, lope on the right lead to C.
4. Lope a circle around C.
5. At C, perform a simple lead change and continue to D.
6. At D, stop and back one horse length.

Follow the instructions of your ring steward.

Walk	-----
Jog	-----
Extended Jog	-----
Lope	—————
Leg Yield	
Lead Change	— / —
Back	← ⊂ ⊂ ⊂ ⊂ ⊂
Marker	⊙ B
Sidepass	←-----→

[WH/2-13]

Pattern Provided by:

IOWA POAC

www.HorseShowPatterns.com

www.HorseShowPatterns.com

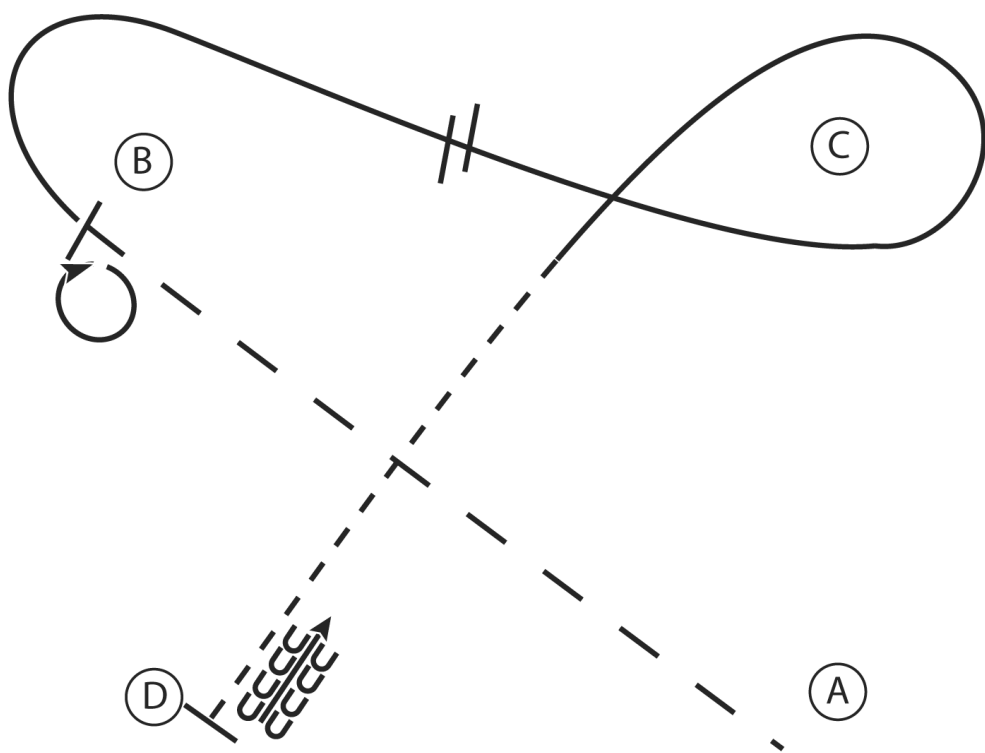
Iowa POAC- Mason City

Western Horsemanship (19-O & 14-18)

Show Date:

w w w . H o r s e S h o w P a t t e r n s . c o m

w w w . H o r s e S h o w P a t t e r n s . c o m



1. Extend the jog A to B
2. Stop at B and perform a 360 degree turn to the right
3. Lope on the right lead around B
4. Half way between B and C change leads and continue to and around C
5. Jog halfway between C and D
6. At D stop and back

Walk
Jog	-----
Extended Jog	-----
Lope	————
Leg Yield	
Lead Change	↘
Back	←←←
Marker	⊙
Sidepass	←---→

[WH/2-27]

Pattern Provided by:
IOWA POAC

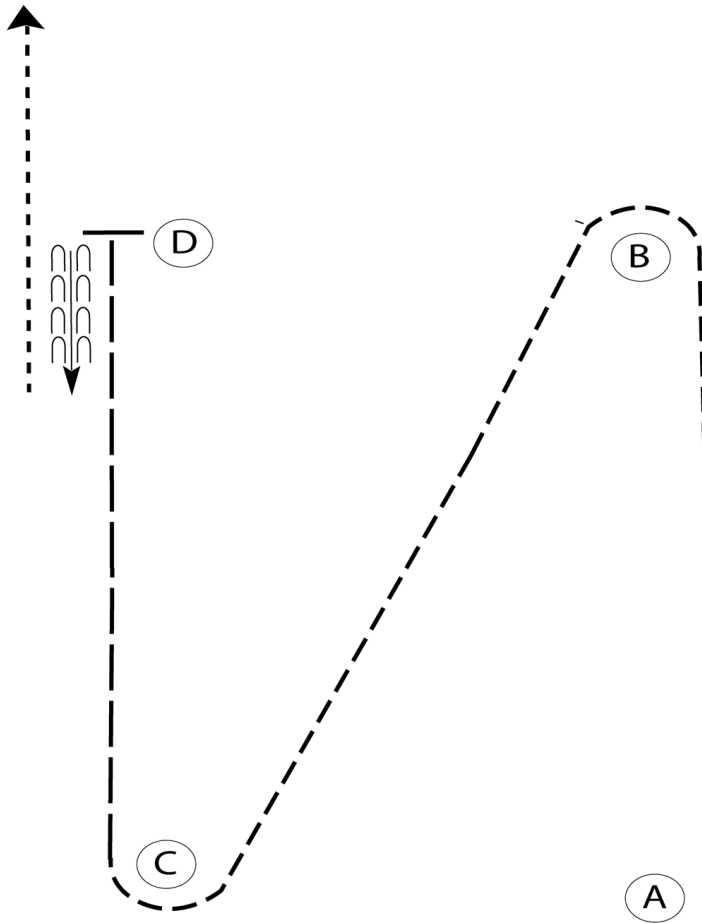
Iowa POAC- Mason City

Western Horsemanship (9-U WT, Novice 18-U WT, 19-O WT)

Show Date:

www.HorseShowPatterns.com

www.HorseShowPatterns.com



Be ready at A.

1. Walk halfway to B.
2. Jog to and around B.
3. Continue to jog to and around C.
4. Jog to and around C.
5. Extend the jog from C to D.
6. Stop at D and back approximately one horse length
7. Exit at a walk.

Follow the instructions of your ring steward.

Walk	-----
Jog	-----
Extended Jog	-----
Lope	-----
Leg Yield	
Lead Change	---/---
Back	←--- ←--- ←---
Marker	Ⓚ
Sidepass	←-----→

[WH/WT-66]

Pattern Provided by:

IOWA POAC