

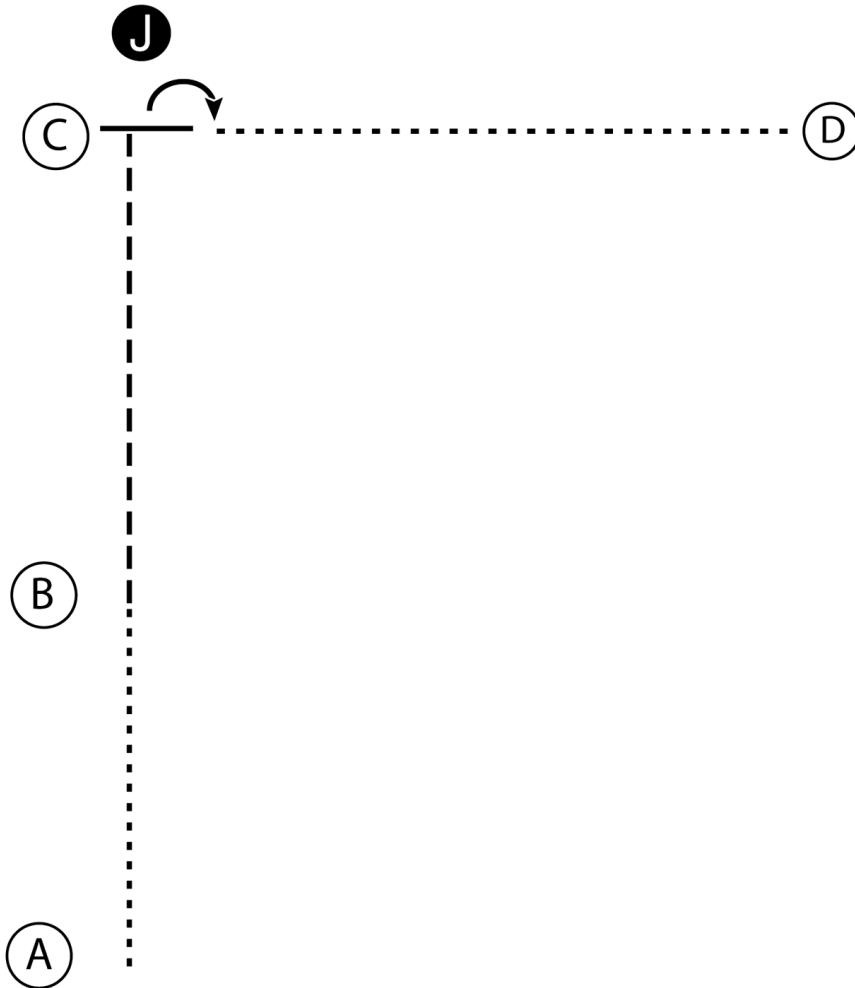
# Iowa POAC May Show

## Showmanship (9-U, Leadline)

Show Date: 05/15/2022

w w w . H o r s e S h o w P a t t e r n s . c o m

w w w . H o r s e S h o w P a t t e r n s . c o m



1. Walk from A to B.
2. Trot from B to C.
3. Stop at C and set up for inspection.
4. When dismissed perform a 90 degree turn.
5. Walk to D.

Walk - - - - -

Trot - - - - -

Back ←

Marker (B)

Judge (J)

[S/1-4]

Pattern Provided by:

*Iowa POAC*

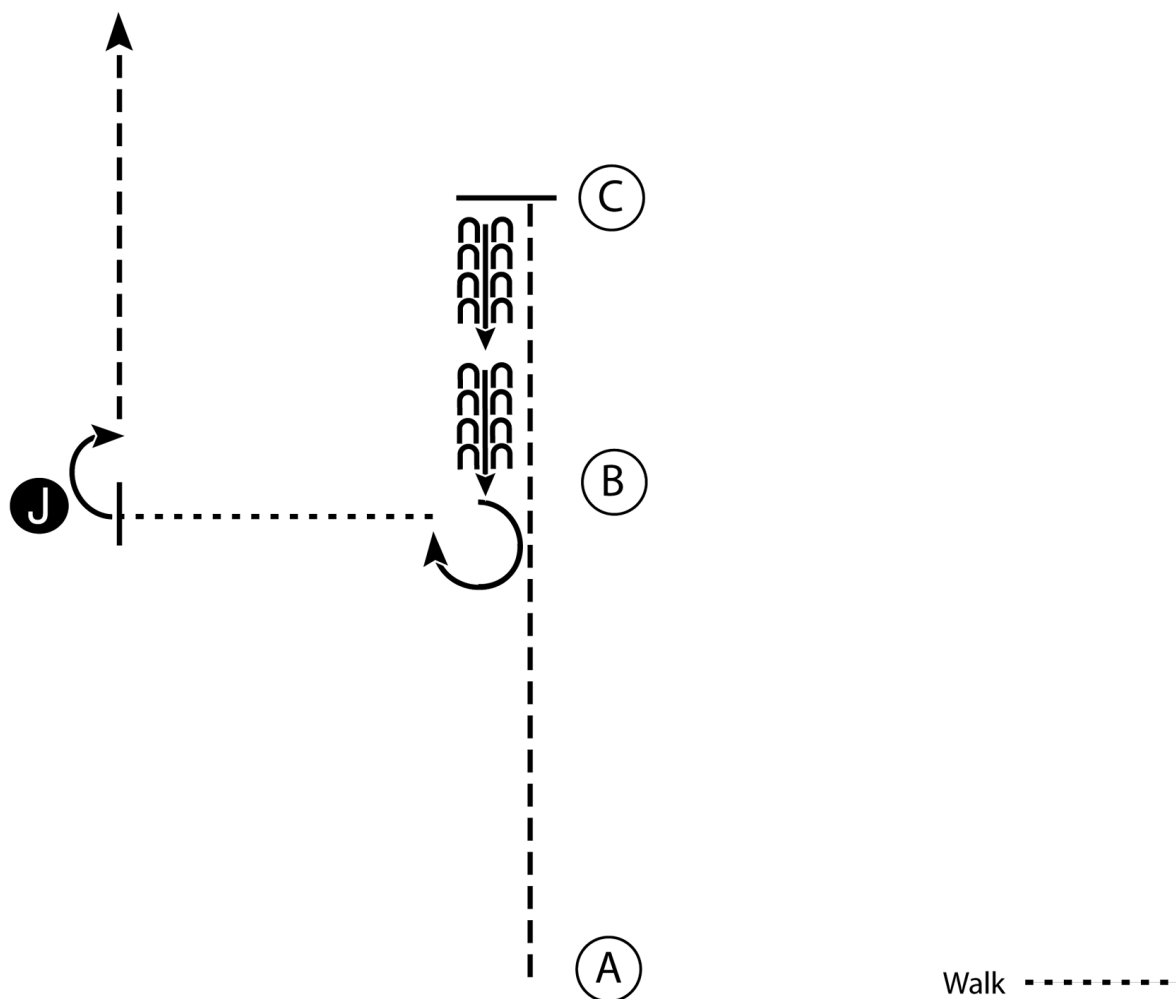
# Iowa POAC May Show

## Showmanship (19-O and 14-18)

Show Date: 05/15/2022

w w w . H o r s e S h o w P a t t e r n s . c o m

w w w . H o r s e S h o w P a t t e r n s . c o m



1. Trot from A to C.
2. Stop and back to B.
3. Perform a 270 degree turn and walk to the Judge.
4. Stop and set up for inspection.
5. When dismissed perform a 90 degree turn and trot to line-up.

Walk .....  
Trot - - - - -  
Back ← ← ← ← ←  
Marker (B)  
Judge (J)

Pattern Provided by:  
*Iowa POAC*

[S/2-14]





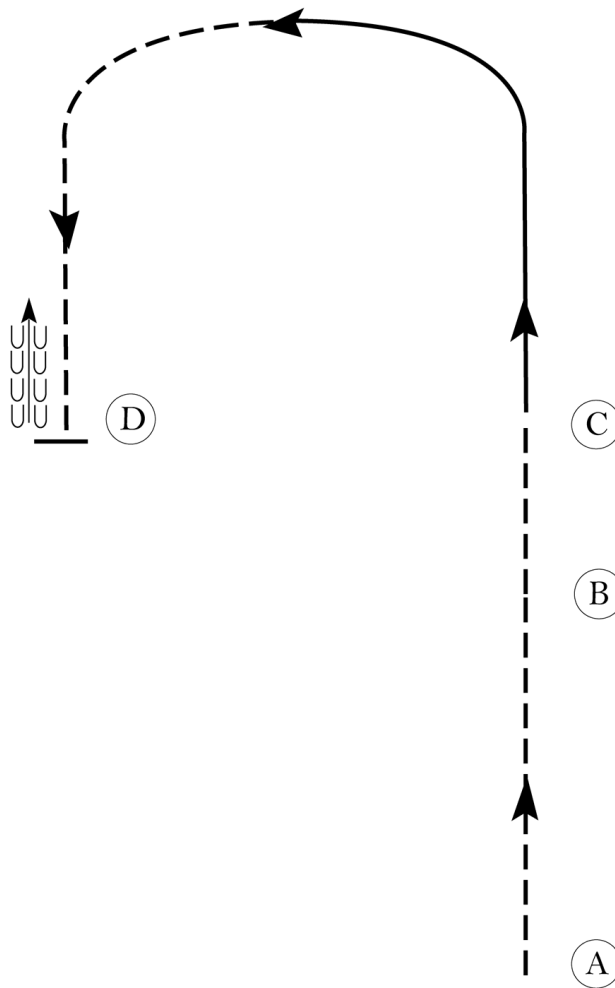
# Iowa POAC May Show

## Hunt Seat Equitation (10-13 & Novice 18 & U W/T/C)

Show Date: 05/15/2022

w w w . H o r s e S h o w P a t t e r n s . c o m

w w w . H o r s e S h o w P a t t e r n s . c o m



Be ready at A.

1. Posting trot on the left diagonal from A to B.
2. Sitting trot from B to C.
3. Left lead canter at C.
4. When at the top of the arc, transition to a posting trot on the right diagonal to D.
5. Stop and back approximately one horse length at D.

Exit at a sitting trot.

Walk	-----
Trot	- - - - -
Extended Trot	-----
Canter	-----
Leg Yield	
Lead Change	///
Back	←←←
Marker	(B)
Sidepass	←←
Hand Gallop	-----

[HSE/2-20]

Pattern Provided by:

*Iowa POAC*

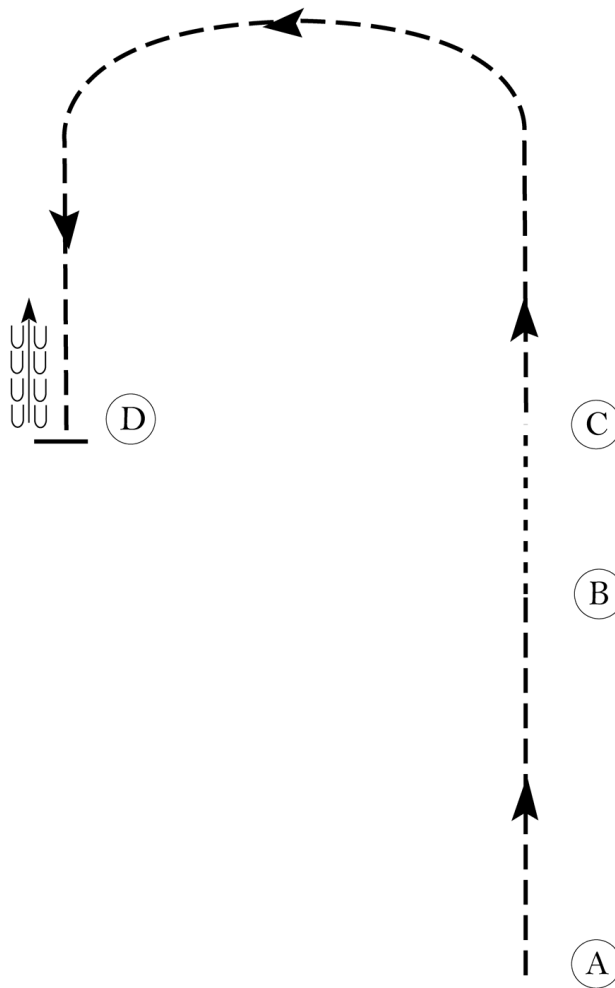
# Iowa POAC May Show

## Hunt Seat Equitation (9-U, Novice 18-U & 19-O W/T)

Show Date: 05/15/2022

w w w . H o r s e S h o w P a t t e r n s . c o m

w w w . H o r s e S h o w P a t t e r n s . c o m



Be ready at A.

1. Posting trot on the left diagonal from A to B.
2. Walk from B to C.
3. Posting trot on the right diagonal from C to D.
4. Stop and back approximately one horse length at D.

Exit at a sitting trot.

Walk	-----
Trot	- - - - -
Extended Trot	— — — —
Canter	—————
Leg Yield	
Lead Change	— / —
Back	← ← ← ← ←
Marker	(B)
Sidepass	← — — — ←
Hand Gallop	— — — —

[HSE/WT-20]

Pattern Provided by:

*Iowa POAC*

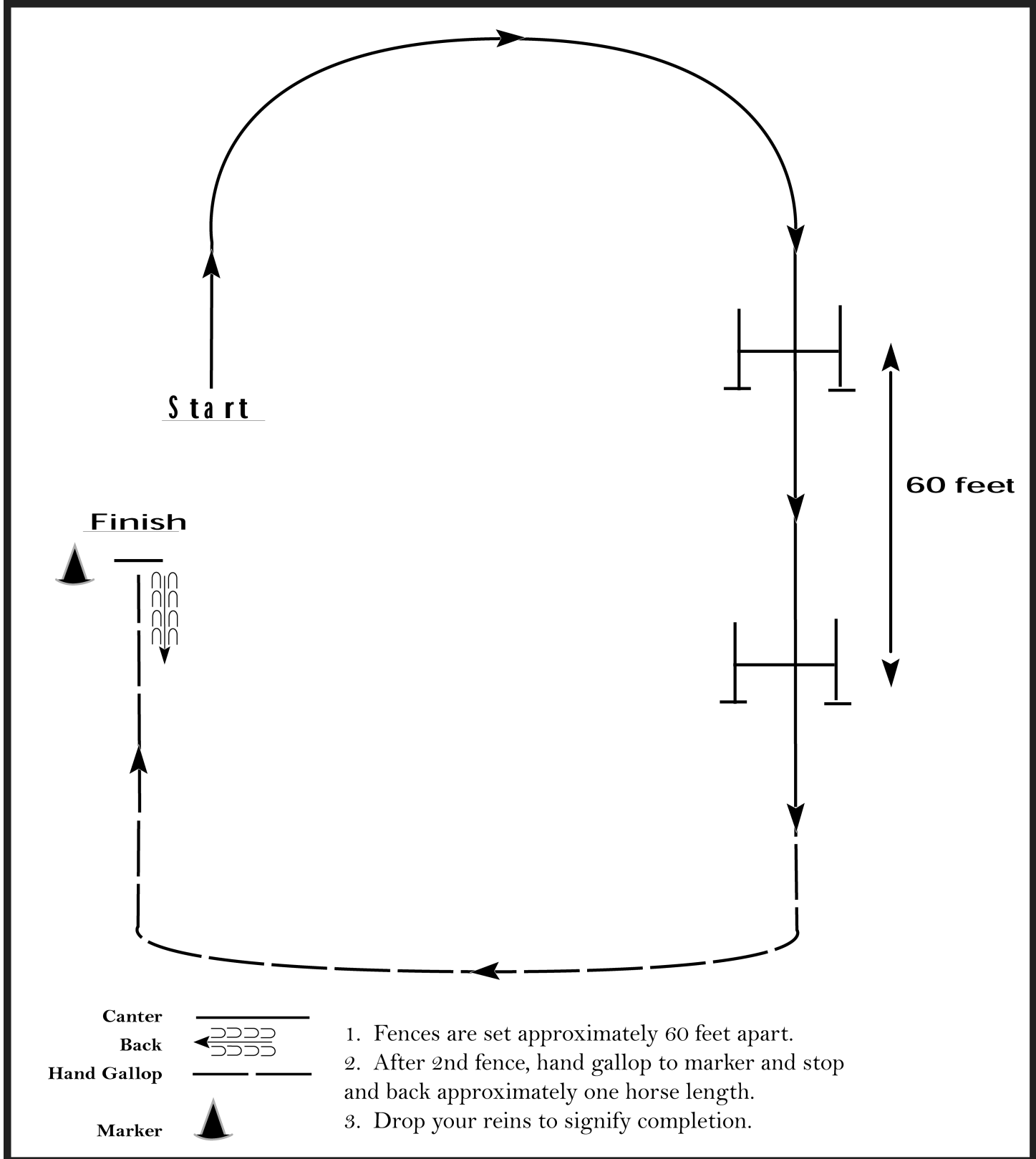
# Iowa POAC May Show

## Hunter Hack (All Ages)

Show Date: 05/15/2022

w w w . H o r s e S h o w P a t t e r n s . c o m

w w w . H o r s e S h o w P a t t e r n s . c o m



[HH/60-8]

**Pattern Provided by:**  
*Iowa POAC*

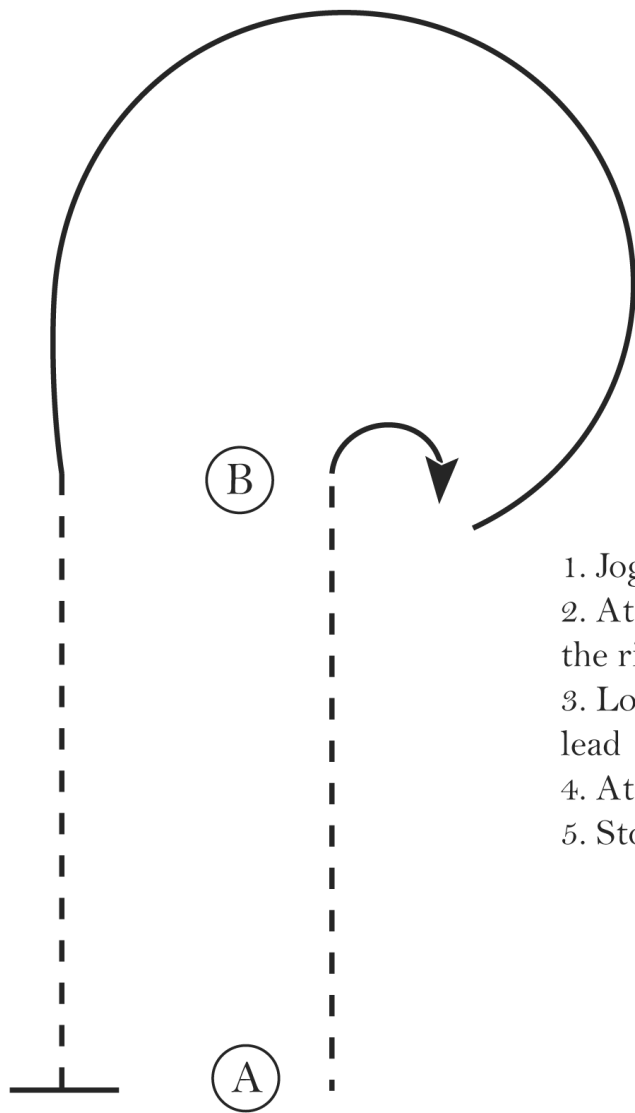
# Iowa POAC May Show

## Bareback Horsemanship (14-18 & 10-13)

Show Date: 05/15/2022

w w w . H o r s e S h o w P a t t e r n s . c o m

w w w . H o r s e S h o w P a t t e r n s . c o m



1. Jog A to B
2. At B perform a 90 degree turn to the right
3. Lope a circle around B on the left lead
4. At B jog to A
5. Stop at A.

Walk	.....
Jog	- - - - -
Extended Jog	- - - - -
Lope	—————
Leg Yield	
Lead Change	↙ ↘
Back	←←←←←
Marker	(B)
Sidepass	←←←←←

[WH/1-14]

Pattern Provided by:

*Iowa POAC*



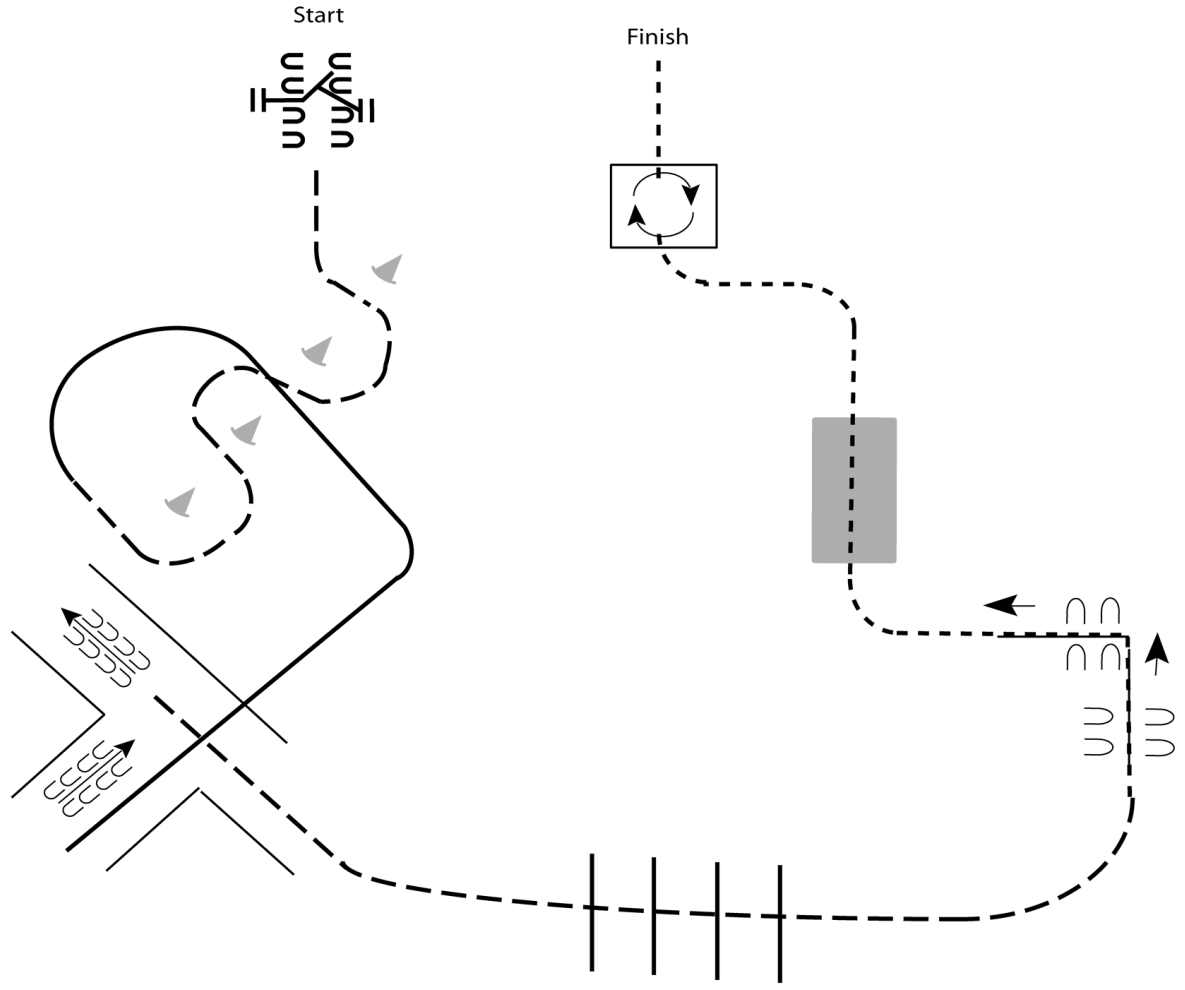
# Iowa POAC May Show

Trail (In Hand Trail & W/T(Jog in place of lope) Leadline(walk only) )

Show Date: 05/15/2022

w w w . H o r s e S h o w P a t t e r n s . c o m

w w w . H o r s e S h o w P a t t e r n s . c o m



Be ready at start

1. Work gate with the left hand.
2. Jog through cones
3. Lope right lead into chute
4. Back the L
5. Jog over poles to sidepass
6. Sidepass left over poles
7. Walk over bridge and into box
8. Perform a 360 degree turn to the right, walk out of box and to finish

<b>Walk</b>	-----
<b>Jog</b>	- - - - -
<b>Extended Jog</b>	-----
<b>Lope</b>	—————
<b>Leg Yield</b>	
<b>Lead Change</b>	↗ ↘
<b>Back</b>	←←←←←
<b>Marker</b>	Ⓚ
<b>Sidepass</b>	←-----→

[T/1-2]

**Pattern Provided by:**  
*Iowa POAC*

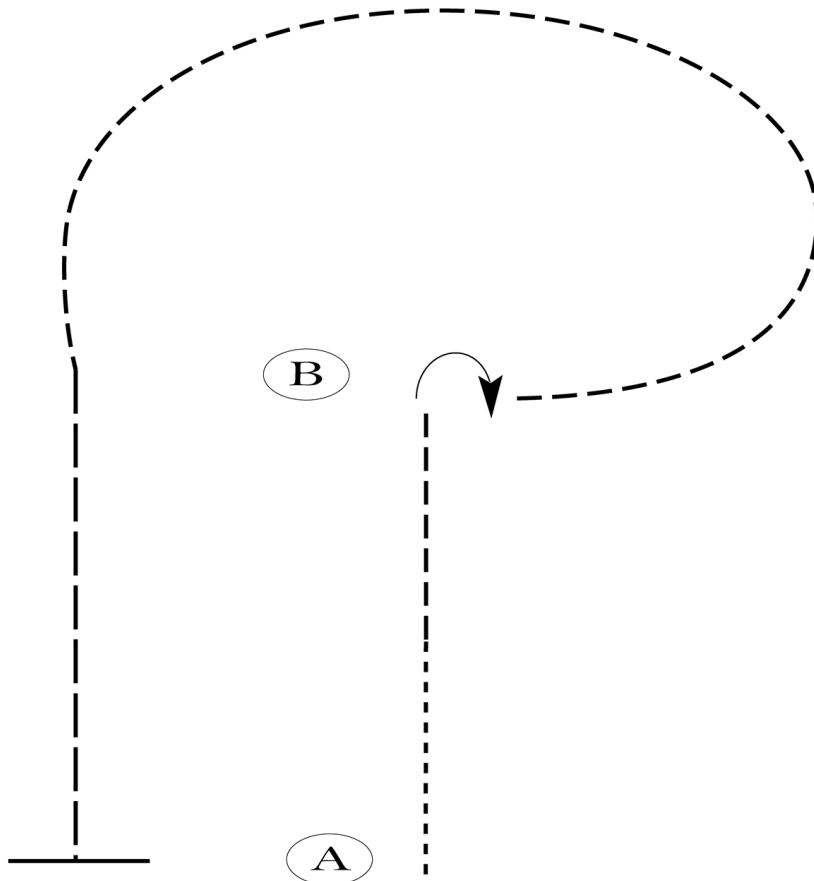
# Iowa POAC May Show

## Bareback Horsemanship (9-U)

Show Date: 05/15/2022

w w w . H o r s e S h o w P a t t e r n s . c o m

w w w . H o r s e S h o w P a t t e r n s . c o m



Be ready at A.

1. Walk half way to B.
2. Jog to B.
3. Turn 90 degrees to the right.
4. Jog around B.
5. When even with B, extend the jog to A.
6. Stop at A.

Follow the instructions of your ring steward.

Walk	-----
Jog	- - - - -
Extended Jog	— — — —
Lope	—————
Leg Yield	
Lead Change	— / —
Back	← — — — —
Marker	⊙ B
Sidepass	← — — — — →

[WH/WT-38]

Pattern Provided by:

*Iowa POAC*

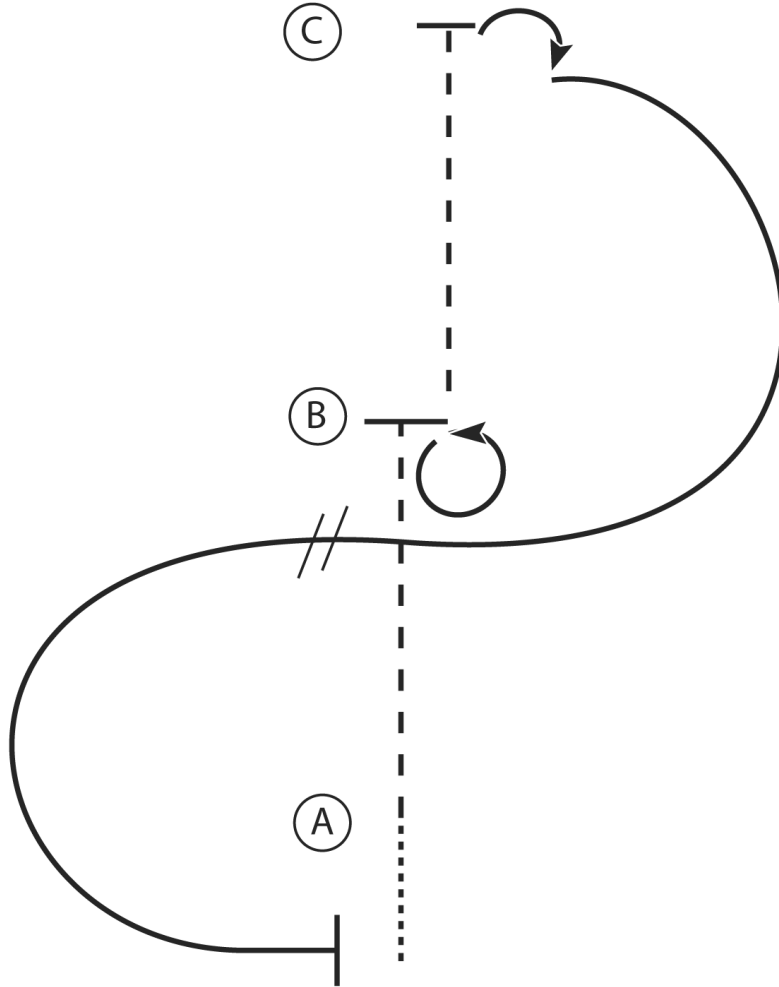
# Iowa POAC May Show

## Western Horsemanship (19-O and 14-18)

Show Date: 05/15/2022

www.HorseShowPatterns.com

www.HorseShowPatterns.com



1. Walk to A
2. Jog A to B
3. Stop at B and perform a 360 degree turn to the left
4. Jog B to C
5. Stop at C and perform a 90 degree turn to the right
6. Lope a half circle to B on the right lead
7. At B perform a lead change and lope a half circle to A on the left lead
8. Stop at A

Walk	.....
Jog	-----
Extended Jog	-----
Lope	—————
Leg Yield	
Lead Change	↘
Back	←←←←←
Marker	(B)
Sidepass	←←←←←

[WH/2-30]

Pattern Provided by:

*Iowa POAC*

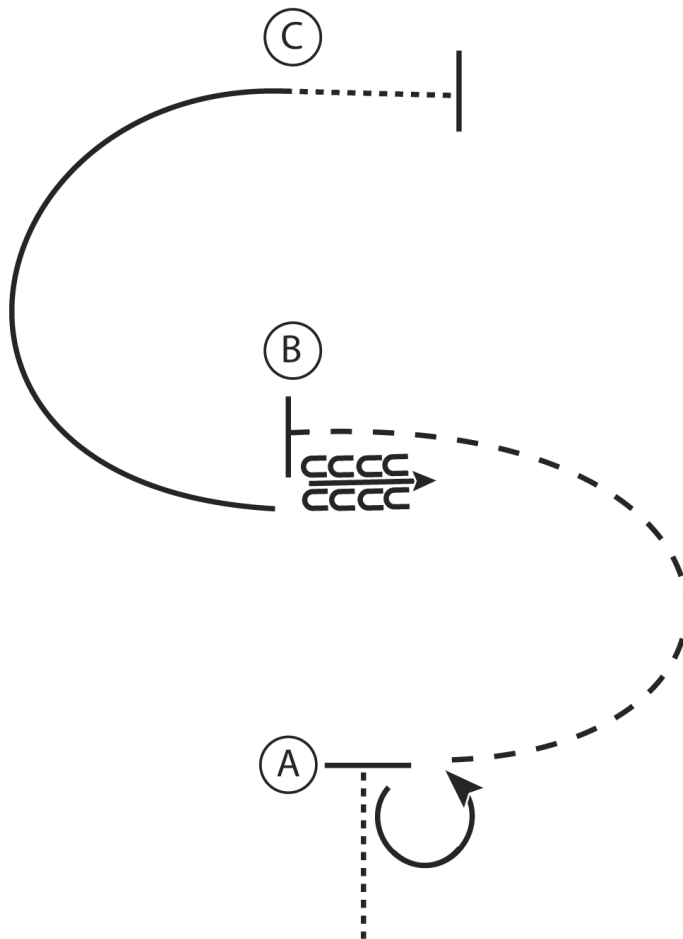
# Iowa POAC May Show

Western Horsemanship (10-13 & Novice 18 & U W/T/C)

Show Date: 05/15/2022

w w w . H o r s e S h o w P a t t e r n s . c o m

w w w . H o r s e S h o w P a t t e r n s . c o m



1. Walk to A
2. Stop at A and perform a 270 degree turn to the left
3. Jog a half circle to B
4. Stop at B and back 3 steps
5. Lope a half circle to C on the left lead
6. At C walk 5 steps and stop

Walk	.....
Jog	-----
Extended Jog	-----
Lope	—————
Leg Yield	
Lead Change	↘
Back	←←← →→→
Marker	(B)
Sidepass	←←←

[WH/2-29]

Pattern Provided by:

*Iowa POAC*

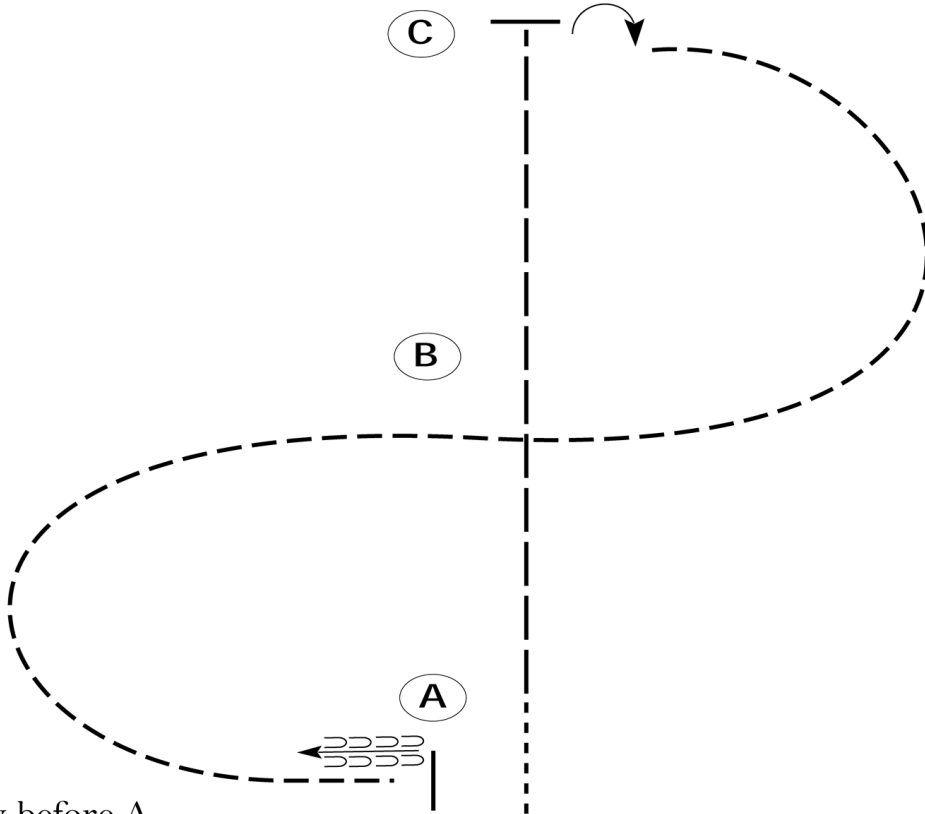
# Iowa POAC May Show

Western Horsemanship (9-U, Novice 18-U & 19-O W/T)

Show Date: 05/15/2022

w w w . H o r s e S h o w P a t t e r n s . c o m

w w w . H o r s e S h o w P a t t e r n s . c o m



Be ready before A.

1. Walk to A.
2. Perform an extended jog from A to C.
3. Stop at C and turn 90 degrees to the right.
4. Jog half a circle to B.
5. Continue at a jog in a half circle to A.
6. Stop at A and back approximately one horse length.

Follow the instructions of your ring steward.

Walk	-----
Jog	- - - - -
Extended Jog	— — — —
Lope	—————
Leg Yield	
Lead Change	— / —
Back	← 3333 3333
Marker	Ⓚ
Sidepass	← — — — — →

[WH/WT-30]

Pattern Provided by:  
*Iowa POAC*