

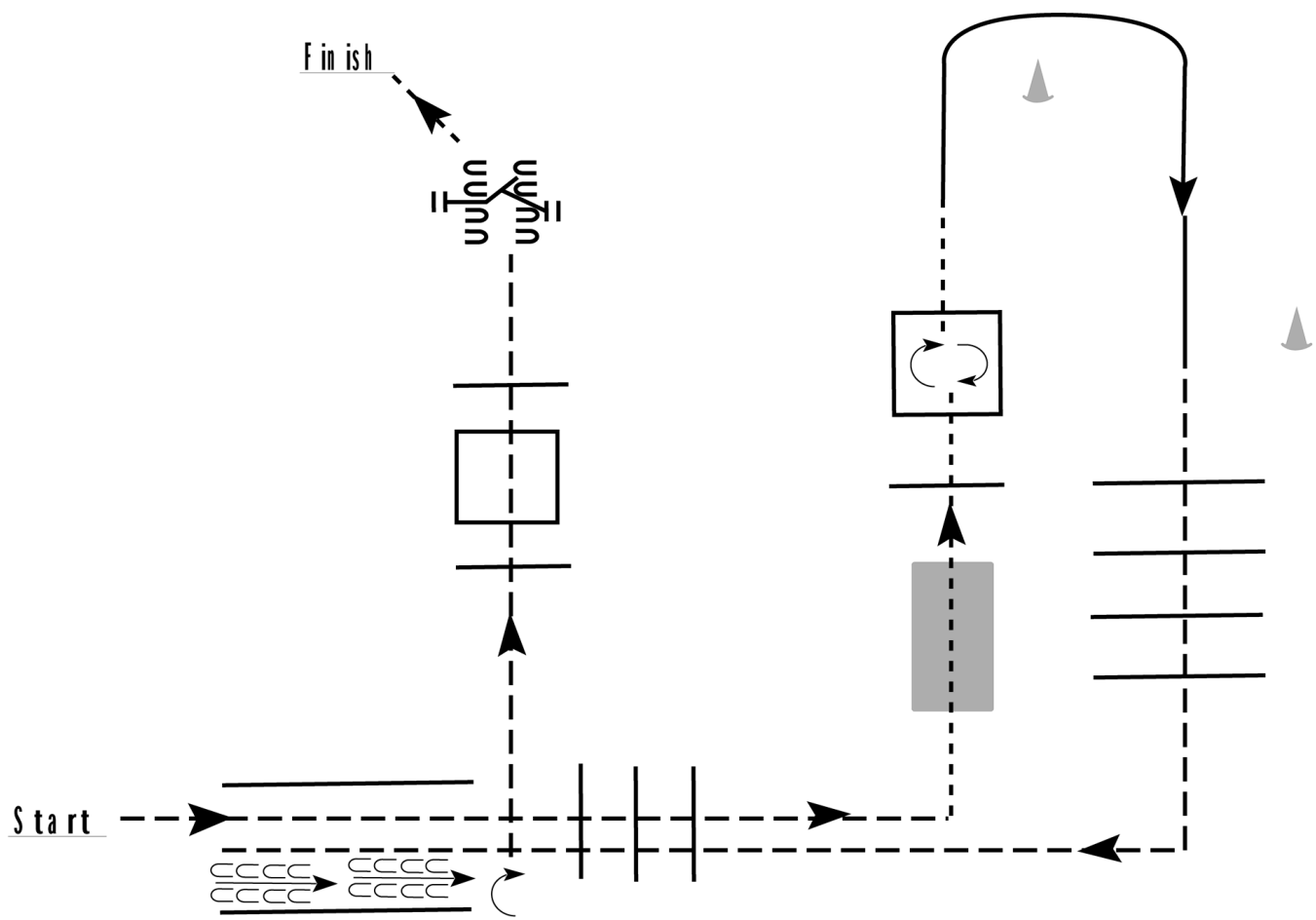
Iowa POAC Futurity

Trail (In Hand Trail & W/T(Jog in place of lope) & Leadline(walk only))

Show Date: 08-15-2020

www.HorseShowPatterns.com

www.HorseShowPatterns.com



1. Trot thru chute, over poles and to bridge.
2. Walk over bridge and pole into box.
3. Perform a full turn to the right and walk out.
4. Lope on the right lead around cone and to 2nd cone.
5. Trot over poles and into chute.
6. Back out of chute and turn 1/4 turn right.
7. Trot over poles to gate.
8. Work the gate and walk to finish.

Walk	-----
Jog	- - - - -
Lope	—————
Back	←←←←←
Marker	▲
Sidepass	←-----→

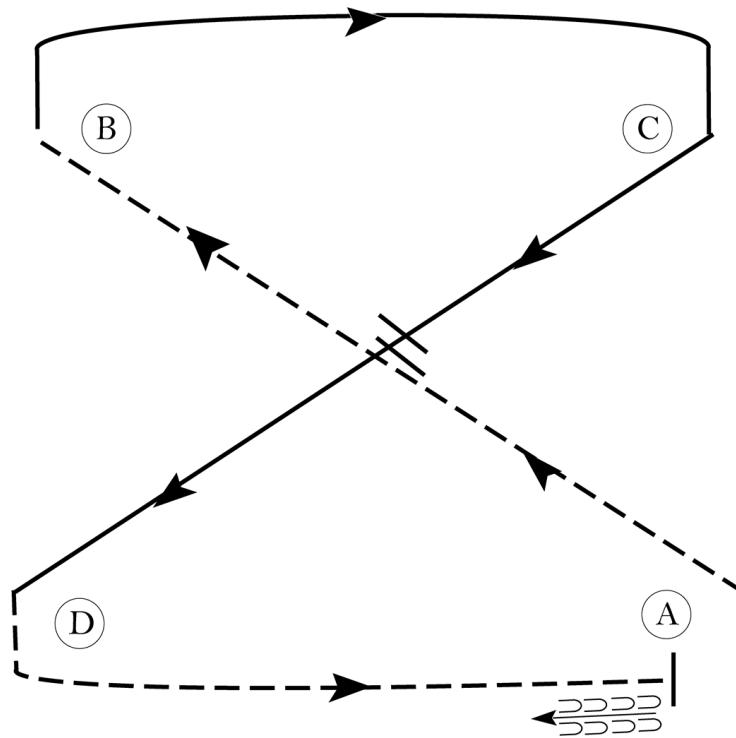
[T/2-40]

Pattern Provided by:
Iowa POAC

Iowa POAC Futurity

Hunt Seat Equitation (19-O and 14-18)

Show Date: 08-15-2020



Be ready at A.

1. Posting trot on the left diagonal to B.
2. Canter on the right lead to and around C and 1/2 way to D.
3. Change leads and canter to D.
4. Posting trot on the right diagonal to A.
5. Halt at A and back approximately one horse length.

Exit at a sitting trot.

Walk	-----
Trot	- - - - -
Extended Trot	— — — — —
Canter	—————
Leg Yield	
Lead Change	— / —
Back	←←←←← ←←←←←
Marker	(B)
Sidepass	← - - - - ←
Hand Gallop	— — — — —

[HSE/2-24]

Pattern Provided by:

Iowa POAC

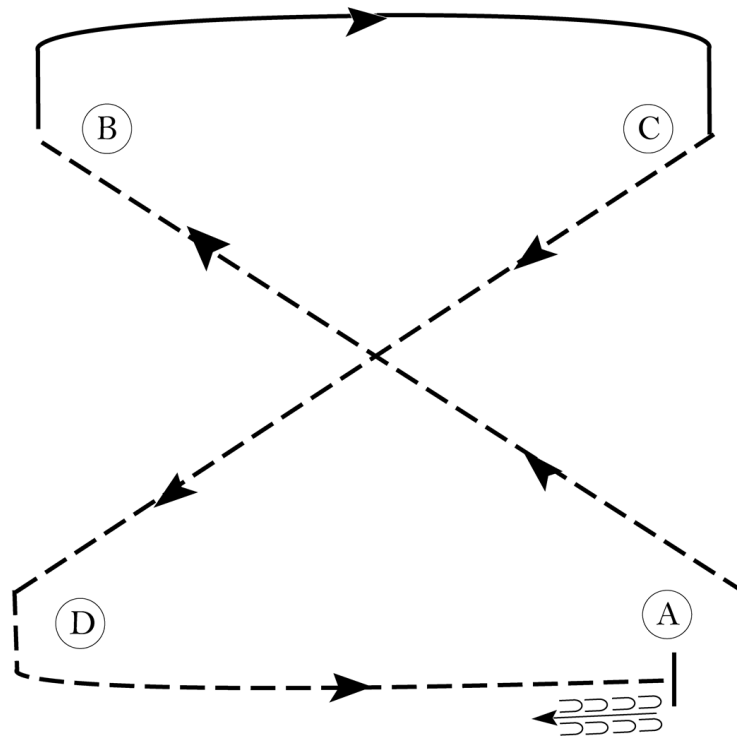
w w w . H o r s e S h o w P a t t e r n s . c o m

w w w . H o r s e S h o w P a t t e r n s . c o m

Iowa POAC Futurity

Hunt Seat Equitation (10-13 & Novice 18 & U W/T/C)

Show Date: 08-15-2020



Be ready at A.

1. Posting trot on the left diagonal to B.
2. Canter on the right lead to and around C.
3. Posting trot on the right diagonal to D.
4. Sitting trot to A.
5. Halt at A and back approximately one horse length.

Exit at a sitting trot.

Walk	-----
Trot	- - - - -
Extended Trot	— — — — —
Canter	—————
Leg Yield	
Lead Change	— / —
Back	←←←←←
Marker	Ⓚ
Sidepass	← - - - - ←
Hand Gallop	— — — — —

[HSE/1-24]

Pattern Provided by:

Iowa POAC

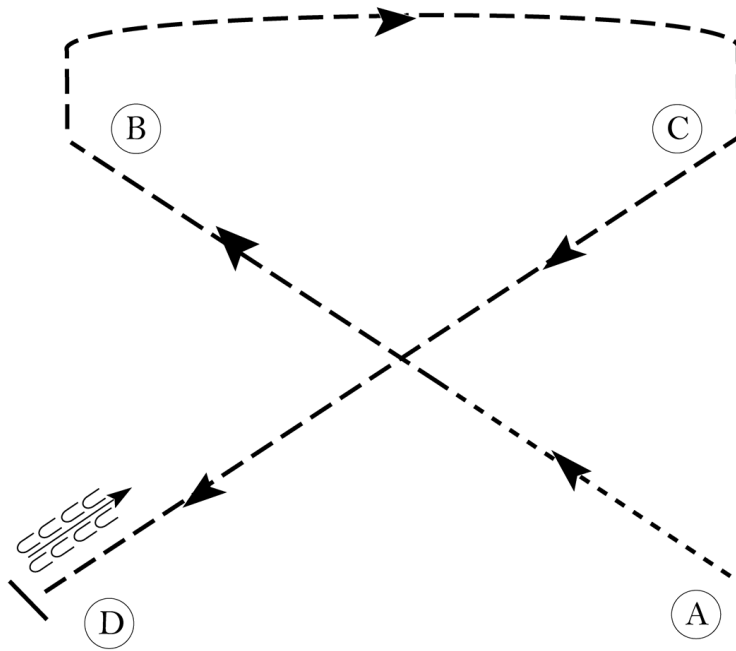
w w w . H o r s e S h o w P a t t e r n s . c o m

w w w . H o r s e S h o w P a t t e r n s . c o m

Iowa POAC Futurity

Hunt Seat Equitation (9-U, Novice 18-U & 19-O W/T)

Show Date: 08-15-2020



Be ready at A.

1. Walk 1/2 way to B.
2. Posting trot on the left diagonal to B.
3. Sitting trot to C.
4. Posting trot on the right diagonal to D.
5. Halt at D and back approximately one horse length.

Exit at a sitting trot.

Walk	-----
Trot	- - - - -
Extended Trot	— — — — —
Canter	—————
Leg Yield	
Lead Change	— / —
Back	←←←←←
Marker	Ⓚ
Sidepass	← — — — — ←
Hand Gallop	— / — / — / —

[HSE/WT-24]

Pattern Provided by:

Iowa POAC

w w w . H o r s e S h o w P a t t e r n s . c o m

w w w . H o r s e S h o w P a t t e r n s . c o m

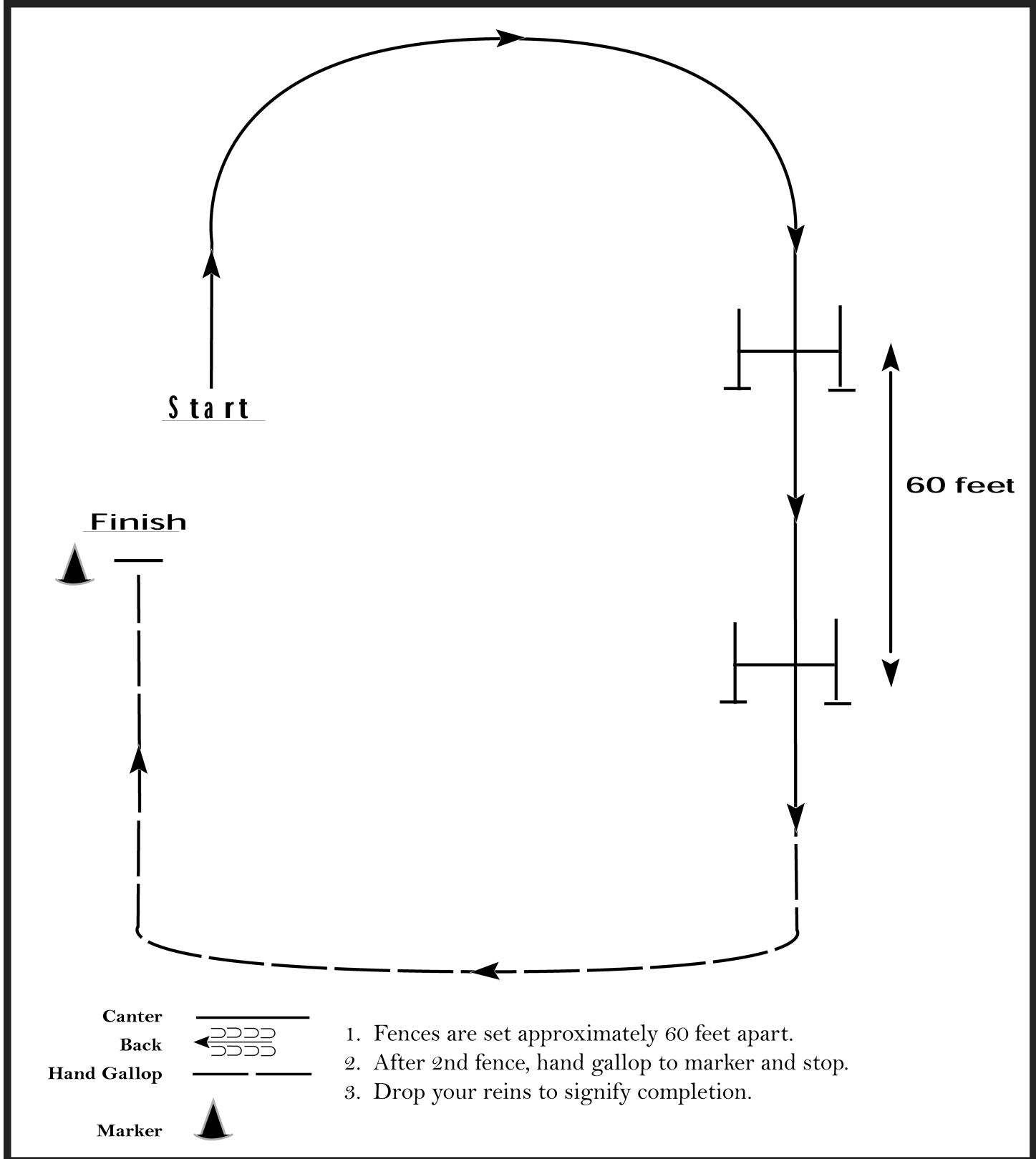
Iowa POAC Futurity

Hunter Hack (All Ages)

Show Date: 08-15-2020

w w w . H o r s e S h o w P a t t e r n s . c o m

w w w . H o r s e S h o w P a t t e r n s . c o m



[HH/60-7]

Pattern Provided by:
Iowa POAC

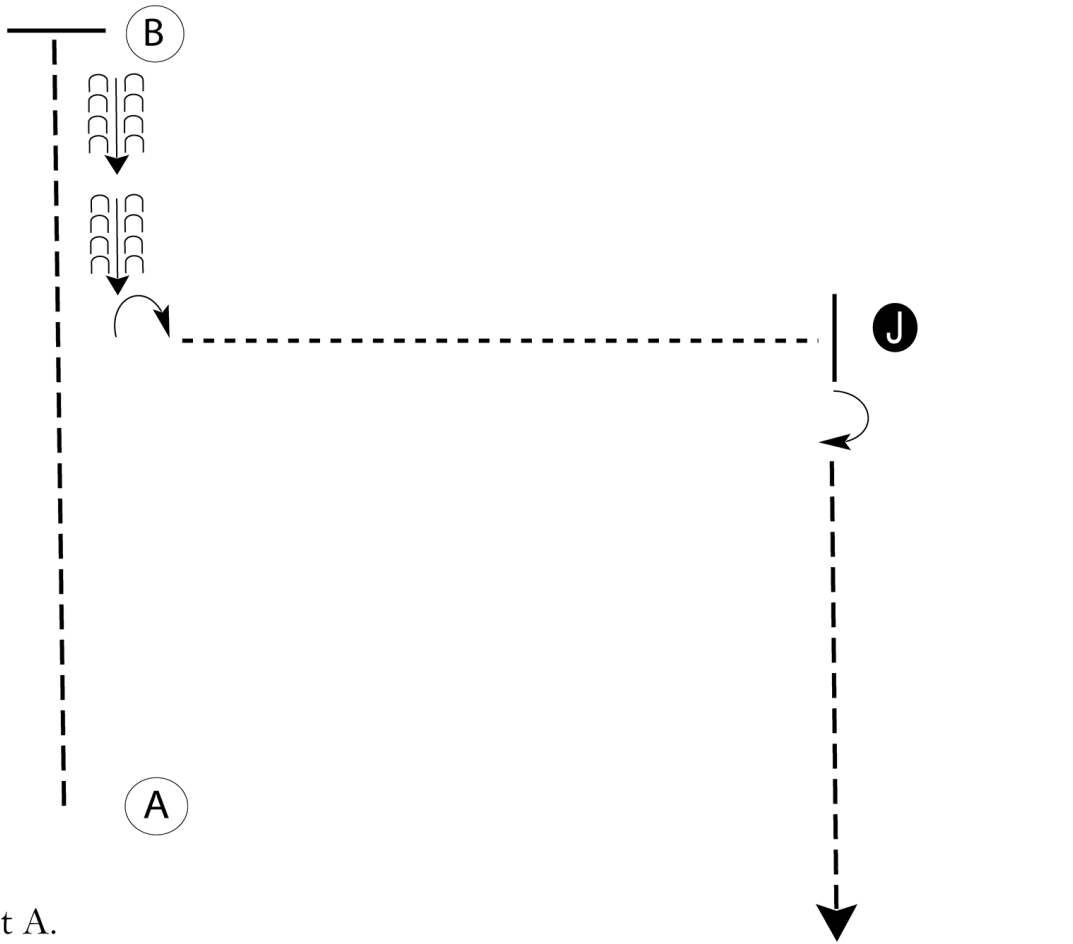
Iowa POAC Futurity

Showmanship (19-O, 14-18 & 10-13)

Show Date: 08-15-2020

w w w . H o r s e S h o w P a t t e r n s . c o m

w w w . H o r s e S h o w P a t t e r n s . c o m



Be ready at A.

1. Trot to B and stop.
2. Back until even with judge.
3. Perform a 90 degree turn. Walk to judge.
4. Stop, set up, inspection.
5. When dismissed, perform a 90 degree turn.
6. Trot to the line up or follow the directions of the ring steward.

Walk - - - - -

Trot - - - - -

Back ← c c c c
 c c c c

Marker (B)

Judge (J)

[S/1-29]

Pattern Provided by:
Iowa POAC