

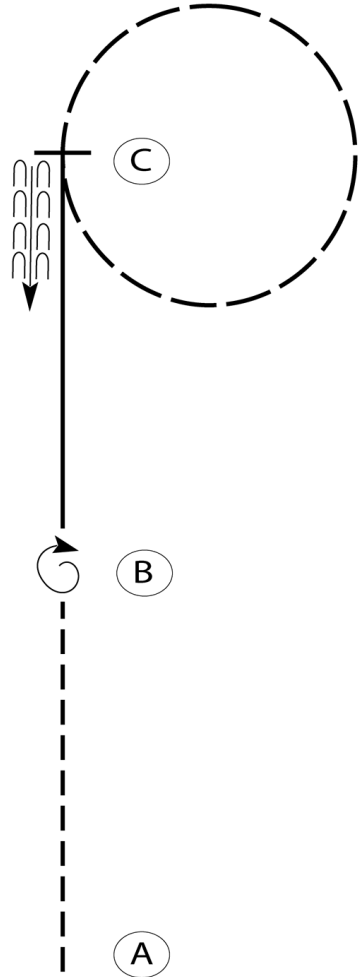
Iowa POAC Futurity

Bareback Horsemanship (14-18 & 10-13)

Show Date: 08-16-2020

www.HorseShowPatterns.com

www.HorseShowPatterns.com



Be ready at A.

1. Jog from A to B.
2. Stop at B and perform a 360 degree turn to the right.
3. Lope on the right lead to C.
4. Even with C, break to an extended jog and circle to the right.
5. Stop at C and back one horse length

Retire to the rail or line up at a jog.

Walk	-----
Jog	- - - - -
Extended Jog	- - - - -
Lope	—————
Leg Yield	
Lead Change	— / —
Back	← ← ← ← ←
Marker	⊙ B
Sidepass	← — — — — →

[WH/2-20]

Pattern Provided by:
Iowa POAC

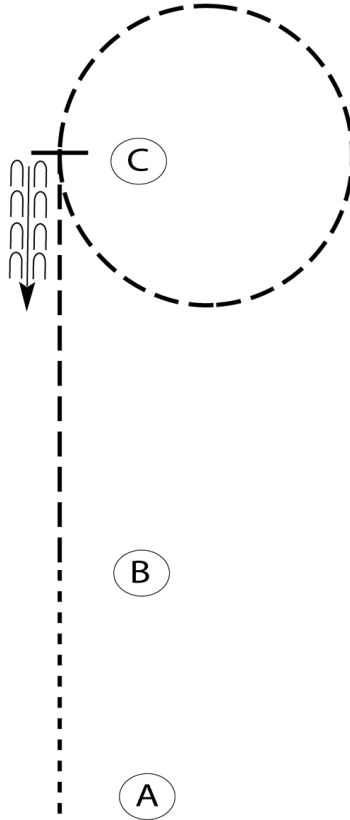
Iowa POAC Futurity

Bareback Horsemanship (9-U)

Show Date: 08-16-2020

w w w . H o r s e S h o w P a t t e r n s . c o m

w w w . H o r s e S h o w P a t t e r n s . c o m



Be ready at A.

1. Walk from A to B.
2. Jog from B to C.
3. Even with C, jog a circle to the right.
4. Stop at C and back one horse length

Retire to the rail or line up at a jog.

Walk	-----
Jog	-----
Extended Jog	-----
Lope	—————
Leg Yield	
Lead Change	—/—
Back	←←← ←←←
Marker	⊙ B
Sidepass	←-----→

[WH/WT-20]

Pattern Provided by:

Iowa POAC

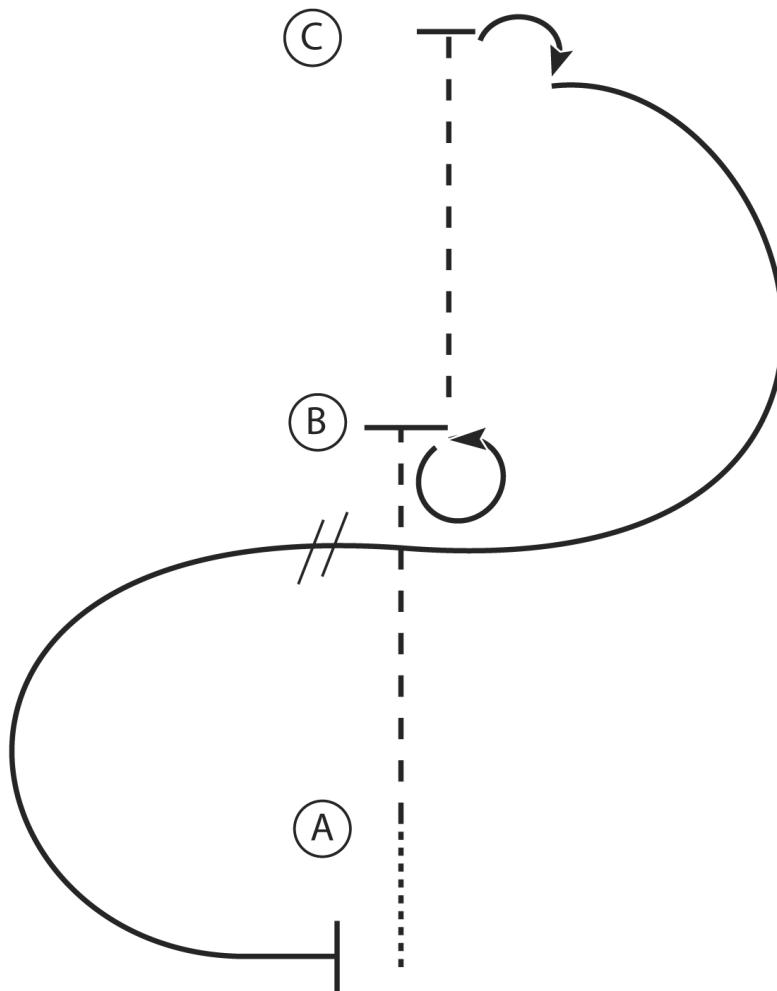
Iowa POAC Futurity

Horsemanship (19-O and 14-18)

Show Date: 08-16-2020

www.HorseShowPatterns.com

www.HorseShowPatterns.com



1. Walk to A
2. Jog A to B
3. Stop at B and perform a 360 degree turn to the left
4. Jog B to C
5. Stop at C and perform a 90 degree turn to the right
6. Lope a half circle to B on the right lead
7. At B perform a lead change and lope a half circle to A on the left lead
8. Stop at A

Walk
Jog	-----
Extended Jog	-----
Lope	————
Leg Yield	
Lead Change	↘ ↙
Back	←←←← ←←←←
Marker	(B)
Sidepass	←-----←

[WH/2-30]

Pattern Provided by:
Iowa POAC

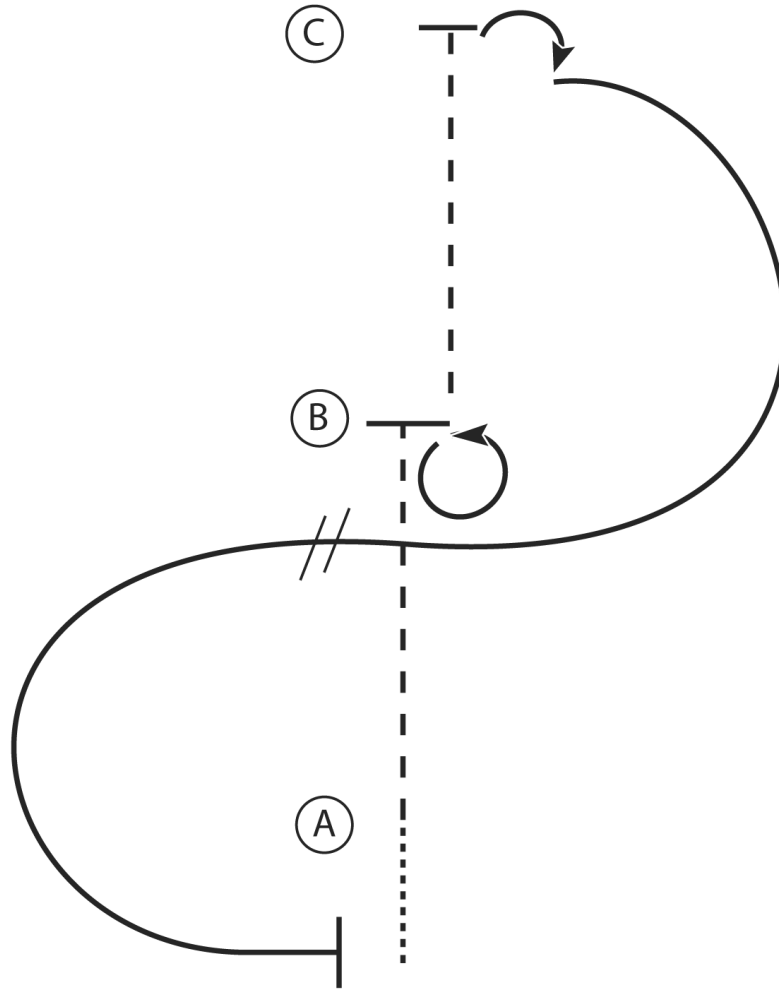
Iowa POAC Futurity

Horsemanship (10-13 & Novice 18 & U W/T/C)

Show Date: 08-16-2020

www.HorseShowPatterns.com

www.HorseShowPatterns.com



1. Walk to A
2. Jog A to B
3. Stop at B and perform a 360 degree turn to the left
4. Jog B to C
5. Stop at C and perform a 90 degree turn to the right
6. Lope a half circle to B on the right lead
7. At B perform a lead change and lope a half circle to A on the left lead
8. Stop at A

Walk
Jog	-----
Extended Jog	-----
Lope	—————
Leg Yield	
Lead Change	↘ ↙
Back	←←← ←←←
Marker	(B)
Sidepass	←←←

[WH/2-30]

Pattern Provided by:

Iowa POAC

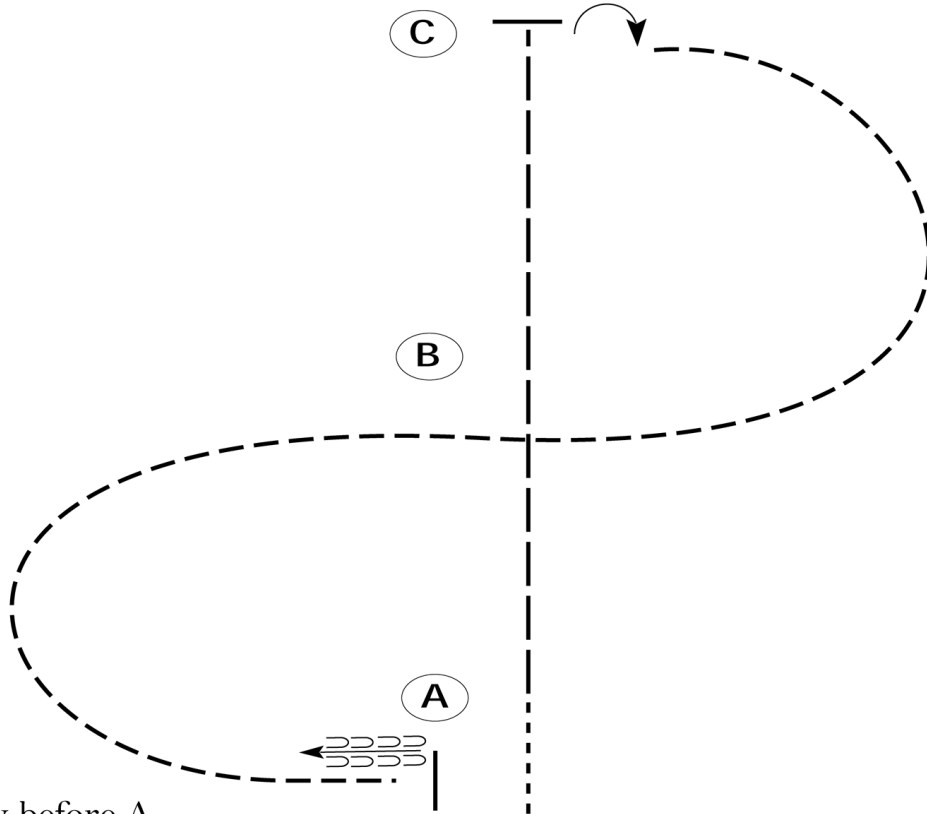
Iowa POAC Futurity

Horsemanship (9-U, Novice 18-U & 19-O W/T)

Show Date: 08-16-2020

w w w . H o r s e S h o w P a t t e r n s . c o m

w w w . H o r s e S h o w P a t t e r n s . c o m



Be ready before A.

1. Walk to A.
2. Perform an extended jog from A to C.
3. Stop at C and turn 90 degrees to the right.
4. Jog half a circle to B.
5. Continue at a jog in a half circle to A.
6. Stop at A and back approximately one horse length.

Follow the instructions of your ring steward.

Walk	-----
Jog	- - - - -
Extended Jog	— — — —
Lope	—————
Leg Yield	
Lead Change	— / —
Back	← ⤵ ⤵
Marker	Ⓚ
Sidepass	←-----→

[WH/WT-30]

Pattern Provided by:

Iowa POAC