

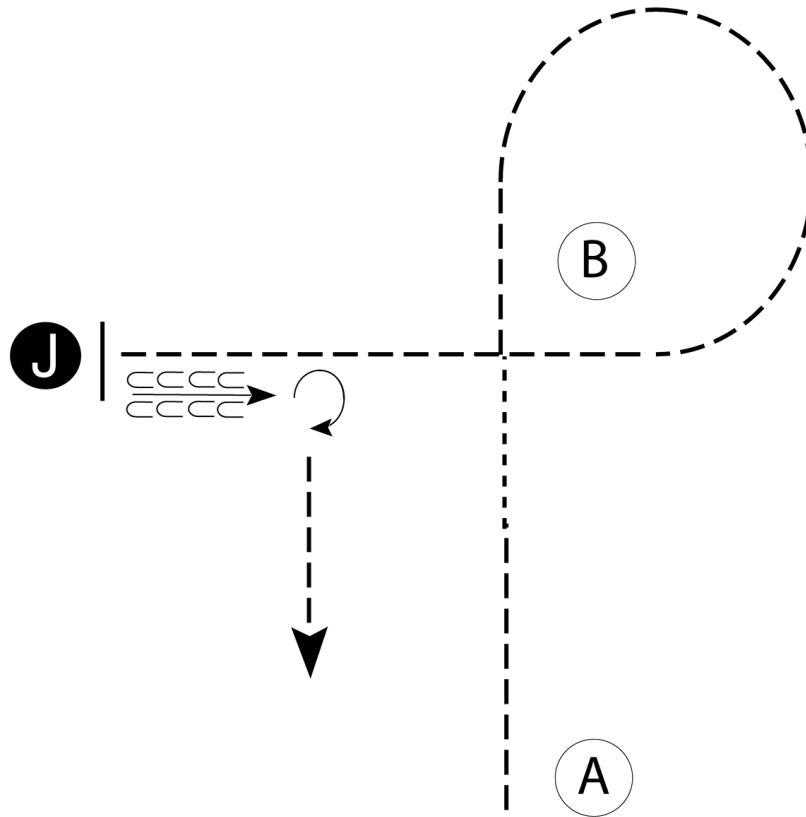
2019 Midwest Reginal B&P Show

Showmanship (19-O, 14-18)

Show Date: 06-06-2019

w w w . H o r s e S h o w P a t t e r n s . c o m

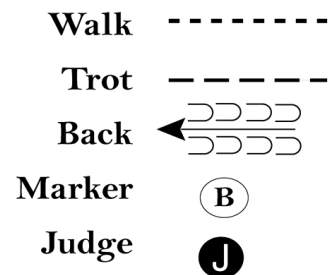
w w w . H o r s e S h o w P a t t e r n s . c o m



Be ready at A.

1. Trot halfway to B.
2. Walk two horse lengths.
3. Trot to and around B as shown.
4. Trot to the judge. Stop and set up for inspection.
5. When dismissed, back approximately 2 horse lengths.
6. Perform a 270 degree turn and trot straight away.

Follow the instructions of your ring steward.



[S/1-78]

Pattern Provided by:

IOWA POAC

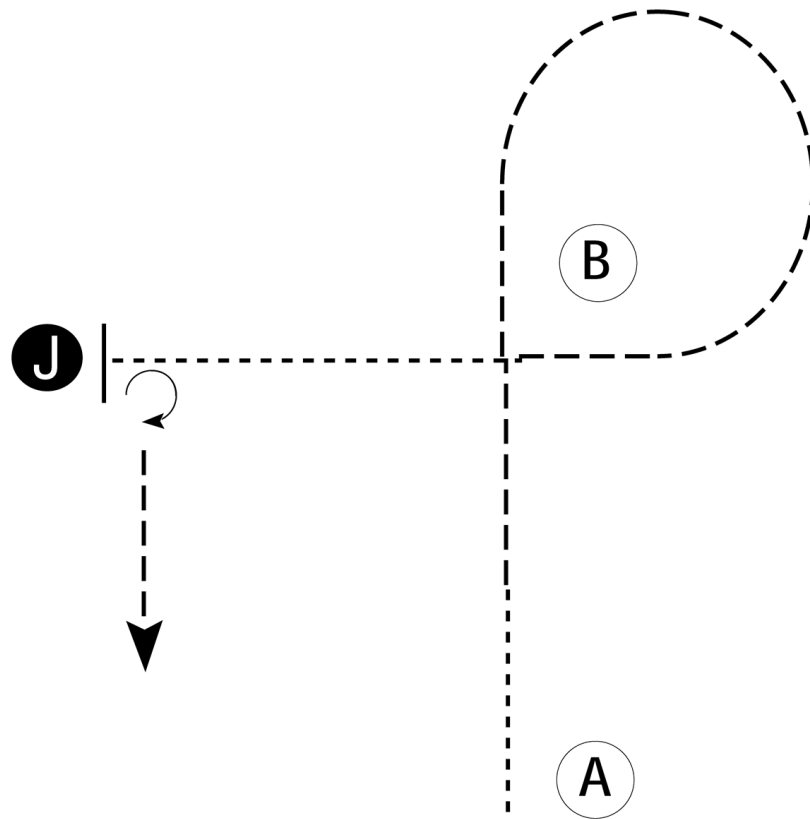
2019 Midwest Reginal B&P Show

Showmanship (10-13, Novice 18&U)

Show Date: 06-06-2019

w w w . H o r s e S h o w P a t t e r n s . c o m

w w w . H o r s e S h o w P a t t e r n s . c o m



Be ready at A.

1. Walk halfway to B.
2. Trot to and around B as shown.
3. When just past B, walk to judge and set up for inspection.
4. When dismissed, perform a 270 degree turn and trot away.

Follow the instructions of your ring steward.

Walk	-----
Trot	- - - - -
Back	←
Marker	(B)
Judge	(J)

[S/1-79]

Pattern Provided by:

IOWA POAC

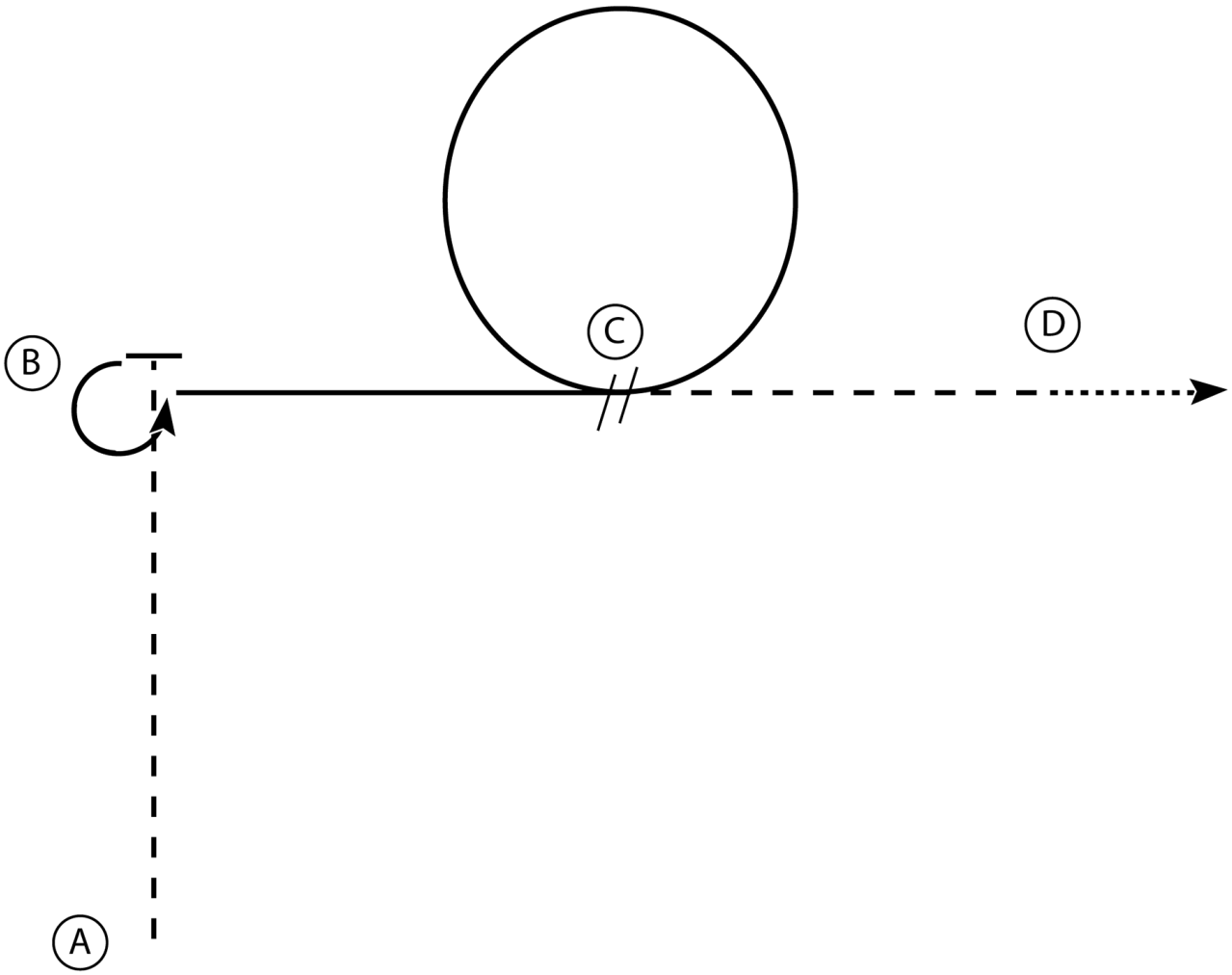
2019 Midwest Reginal B&P Show

Hunt Seat Equitation (19-O, 14-18)

Show Date: 06-06-2019

w w w . H o r s e S h o w P a t t e r n s . c o m

w w w . H o r s e S h o w P a t t e r n s . c o m



1. Posting trot on the right diagonal A to B
2. At B stop and perform a 270 degree turn to the left on the forehand
3. Canter on the left lead to C
4. At C perform a lead change and counter canter a circle to the left
5. At C posting trot on the left diagonal to D
6. At D walk to exit

Walk
Trot	-----
Extended Trot	-----
Canter	—————
Leg Yield	
Lead Change	↘
Back	←←←←←
Marker	⊙
Sidepass	←←←←←

[HSE/3-27]

Pattern Provided by:

IOWA POAC

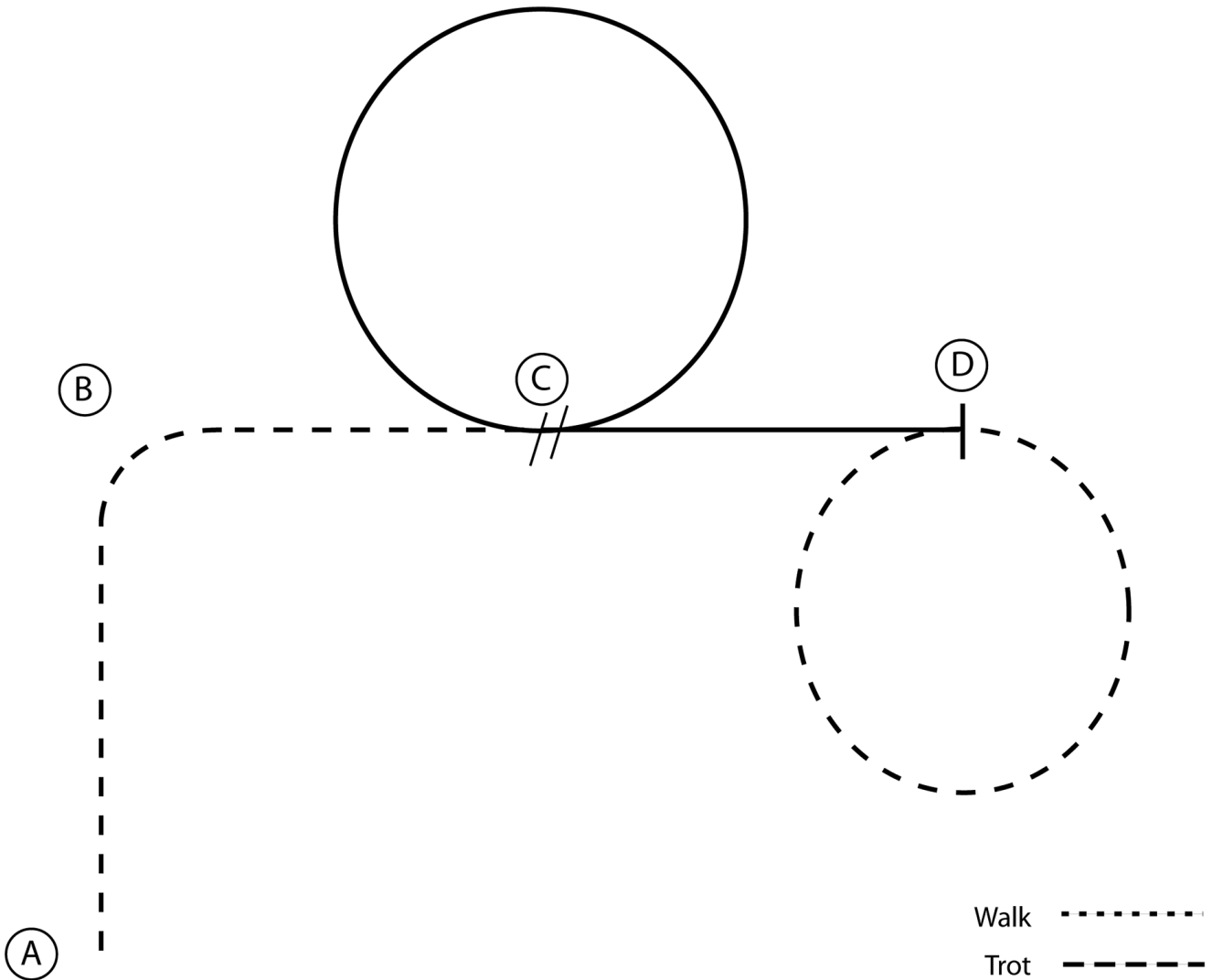
2019 Midwest Reginal B&P Show

Hunt Seat Equitation (10-13, Novice 18-U)

Show Date: 06-06-2019

w w w . H o r s e S h o w P a t t e r n s . c o m

w w w . H o r s e S h o w P a t t e r n s . c o m



1. Posting trot left diagonal A to B
2. At B change diagonals and continue to C
3. At C canter a circle to the left on the left lead
4. At C perform a simple lead change and continue to D
5. At D posting trot a circle to the right on the left diagonal
6. Stop at D

Walk
Trot	- - - - -
Extended Trot	- - - - -
Canter	—————
Leg Yield	
Lead Change	↘
Back	←←←←←
Marker	⊙ (B)
Sidepass	← - - - - →

[HSE/2-27]

Pattern Provided by:

IOWA POAC

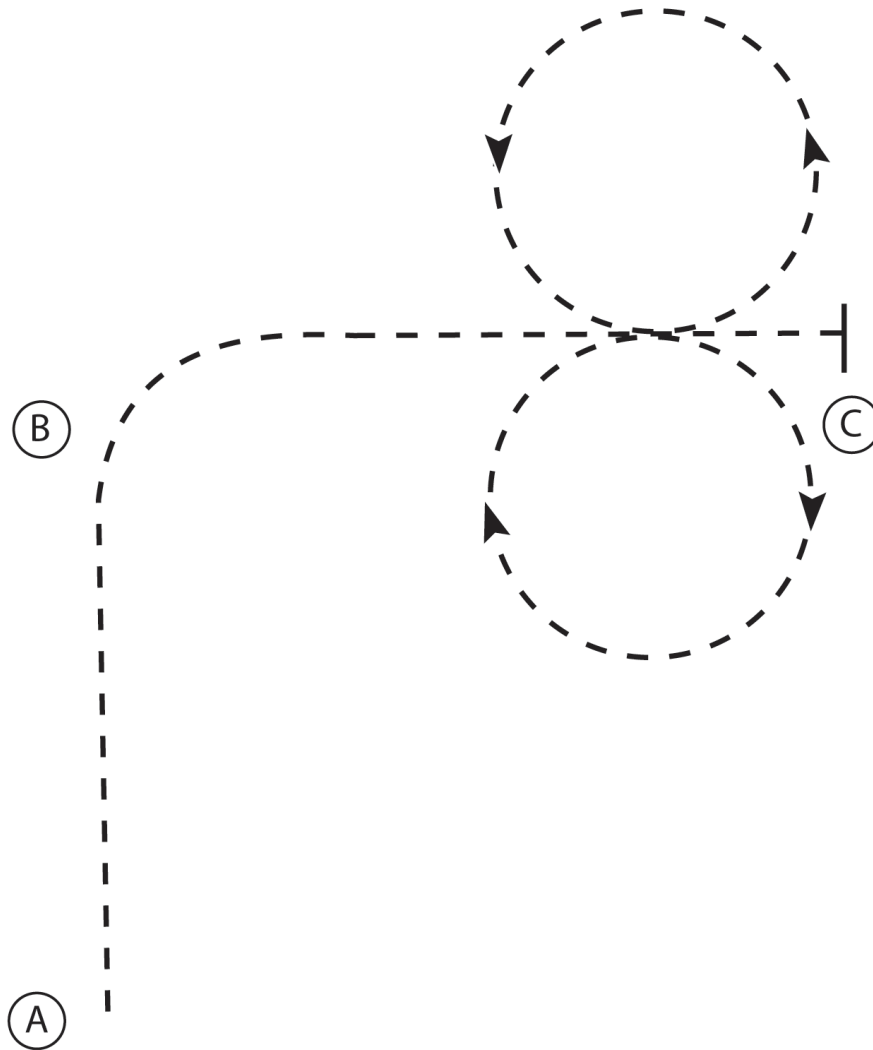
2019 Midwest Reginal B&P Show

Hunt Seat Equitation (9-U W/T, NOVICE 18-U W/T)

Show Date: 06-06-2019

w w w . H o r s e S h o w P a t t e r n s . c o m

w w w . H o r s e S h o w P a t t e r n s . c o m



1. Sitting trot A to B
2. At B posting trot towards C
3. Before C posting trot circle to the right followed by a posting trot circle to the left, continue to C
4. Stop at C

Walk
Trot	-----
Extended Trot	-----
Canter	—————
Leg Yield	
Lead Change	↘
Back	←←←←←
Marker	(B)
Sidepass	←-----←

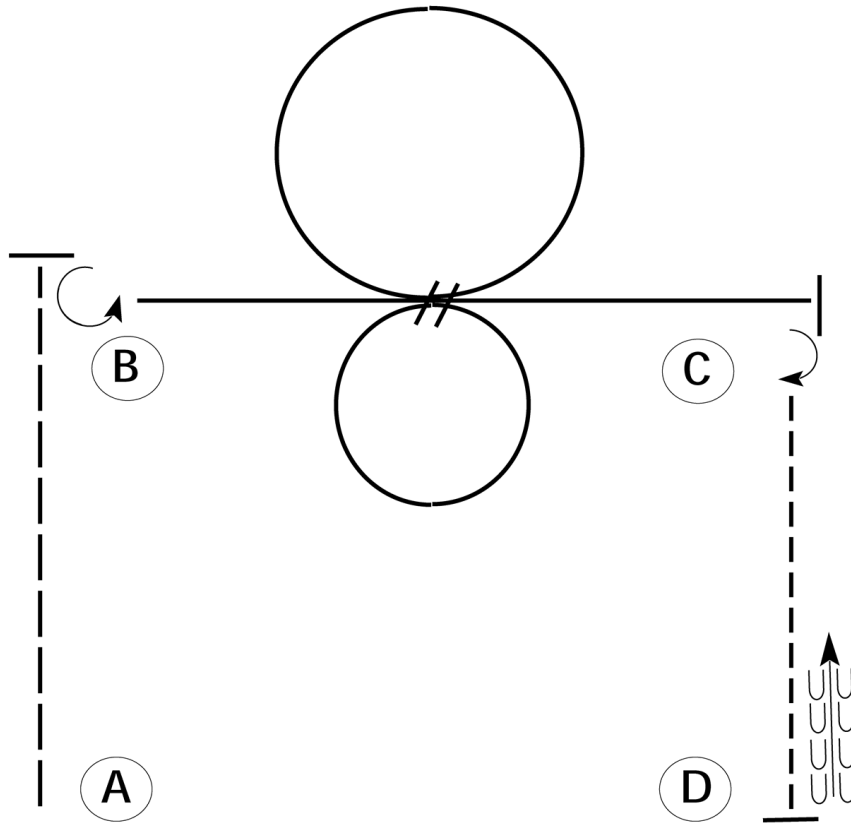
[HSE/WT-7]

Pattern Provided by:
IOWA POAC

2019 Midwest Reginal B&P Show

Western Horsemanship (19-O, 14-18)

Show Date: 06-06-2019



Be ready at A.

1. Extended trot from A past B.
2. Stop past B and perform a 270 degree turn to the left.
3. Lope on the right lead halfway to C.
4. Perform a small, slow circle to the right.
5. Change leads and perform a large, fast circle to the left.
6. Continue to lope past C and stop.
7. Perform a 1/4 turn to the right.
8. Jog to D.
9. Stop and back approximately one horse length.

Follow the instructions of your ring steward.

Walk	-----
Jog	- - - - -
Extended Jog	— — — —
Lope	—————
Lead Change	— / —
Back	← — — — —
Marker	ⓑ

[WH/2-88]

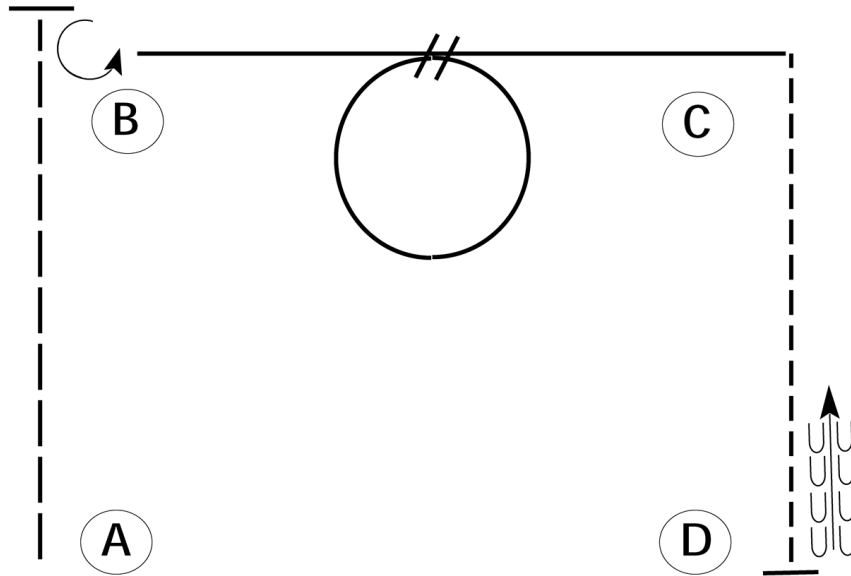
Pattern Provided by:

IOWA POAC

2019 Midwest Reginal B&P Show

Western Horsemanship (10-13, Novice 18-U WTC)

Show Date: 06-06-2019



Be ready at A.

1. Extended trot from A past B.
2. Stop past B and perform a 270 degree turn to the left.
3. Lope on the left lead halfway to C.
4. Change leads and perform a small, slow circle to the right.
5. Continue to lope past C.
6. Jog to D.
7. Stop and back approximately one horse length.

Follow the instructions of your ring steward.

Walk	-----
Jog	-----
Extended Jog	-----
Lope	-----
Lead Change	//
Back	← U U U U U U U U
Marker	(B)

[WH/2-89]

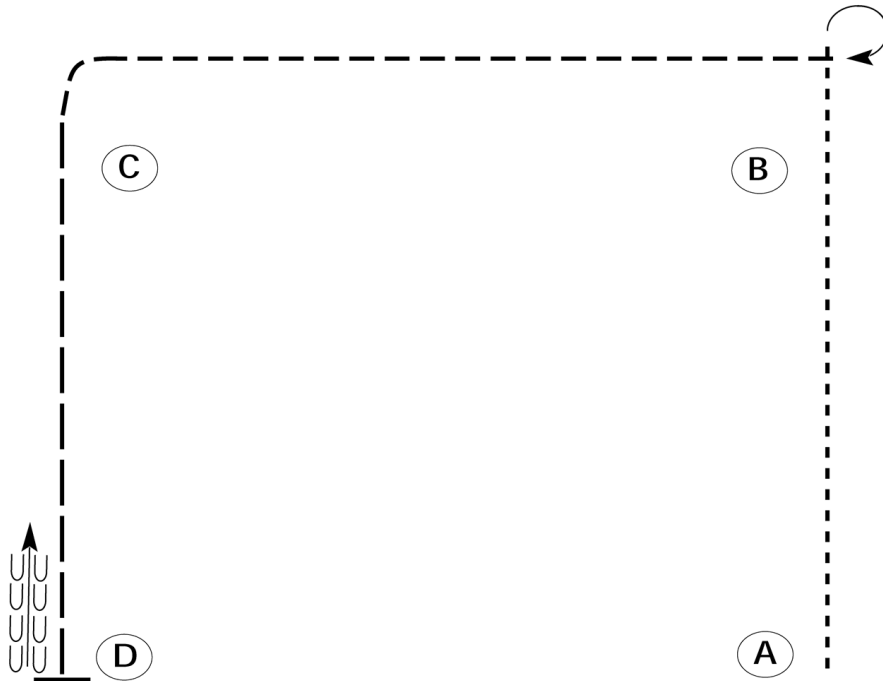
Pattern Provided by:

IOWA POAC

2019 Midwest Reginal B&P Show

Western Horsemanship (9-U, Novice 18-U WT)

Show Date: 06-06-2019



Be ready at A.

1. Walk from A to B.
2. Stop past B and execute a 270 degree turn to the right.
3. Jog from B around C.
4. Extend the jog from C to D.
5. Stop at D and back one horse length.

Please exit at a jog.

Walk -----

Jog - - - - -

Extended Jog - - - - -

Lope _____

Leg Yield |||||

Lead Change /

Back ←

Marker (B)

Sidepass ←

[WH/WT-23]

Pattern Provided by:

IOWA POAC

w w w . H o r s e S h o w P a t t e r n s . c o m

w w w . H o r s e S h o w P a t t e r n s . c o m