

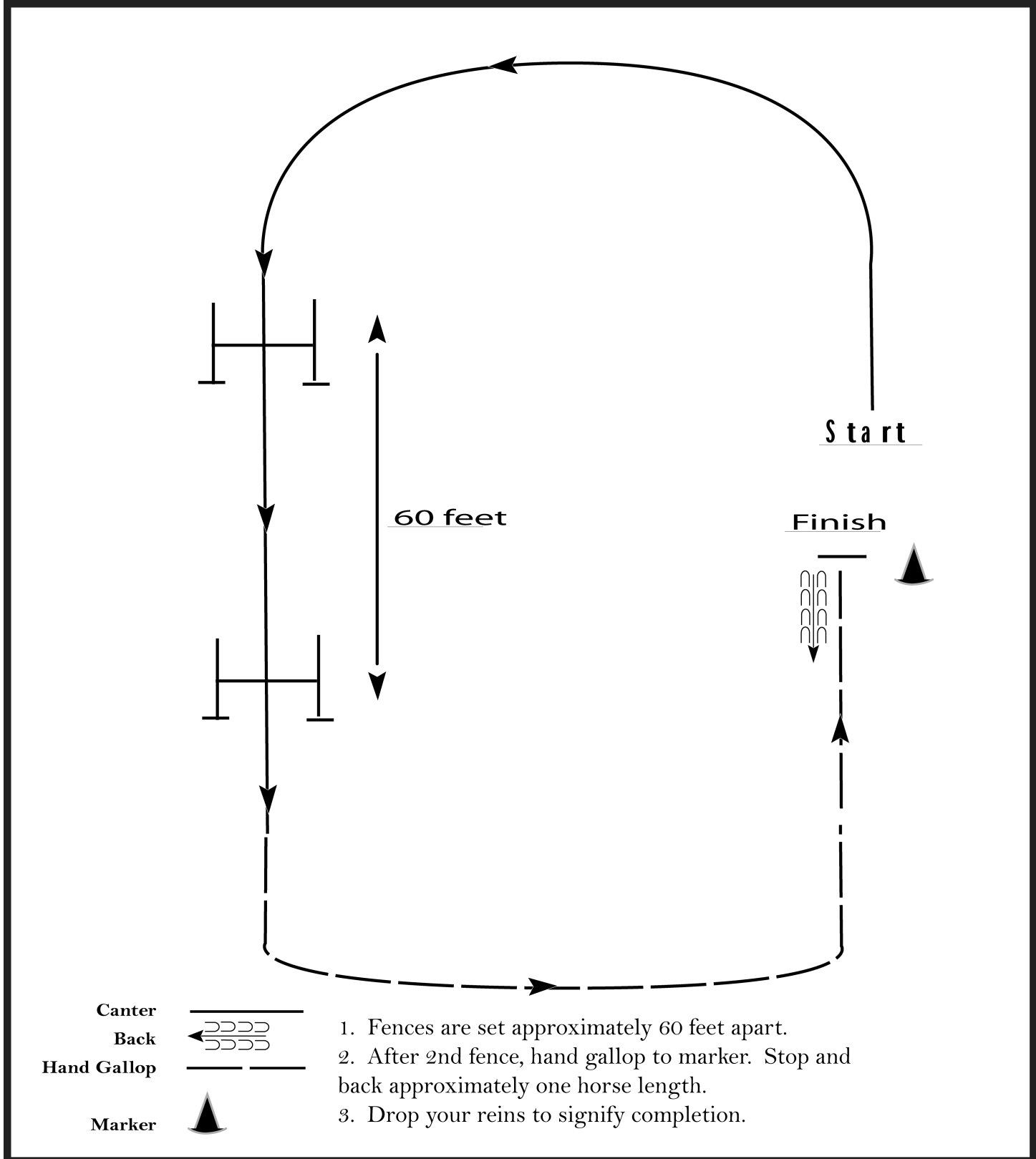
Iowa POAC- Iowa Falls

Hunter Hack (14-18 & 13-U)

Show Date: 08-03-2019

www.HorseShowPatterns.com

www.HorseShowPatterns.com



[HH/60-4]

Pattern Provided by:
IOWA POAC

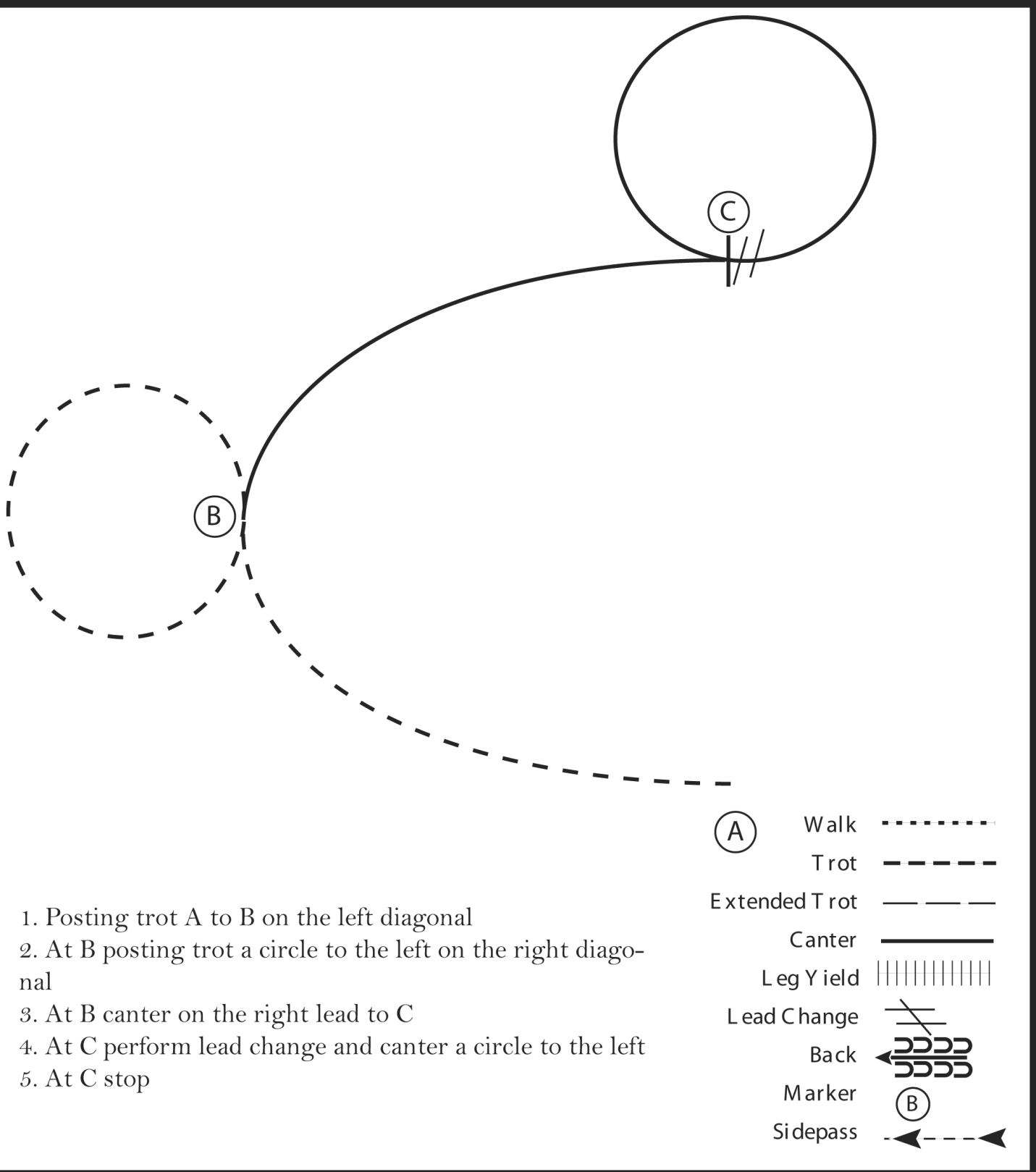
Iowa POAC- Iowa Falls

Hunt Seat Equitation (10-13, Novice 18-U WTC)

Show Date: 08-03-2019

w w w . H o r s e S h o w P a t t e r n s . c o m

w w w . H o r s e S h o w P a t t e r n s . c o m



1. Posting trot A to B on the left diagonal
2. At B posting trot a circle to the left on the right diagonal
3. At B canter on the right lead to C
4. At C perform lead change and canter a circle to the left
5. At C stop

(A)	Walk
	Trot	-----
	Extended Trot	-----
	Canter	—————
	Leg Yield	
	Lead Change	↘
	Back	←←←←←
	Marker	(B)
	Sidepass	←-----←

[HSE/2-19]

Pattern Provided by:
IOWA POAC

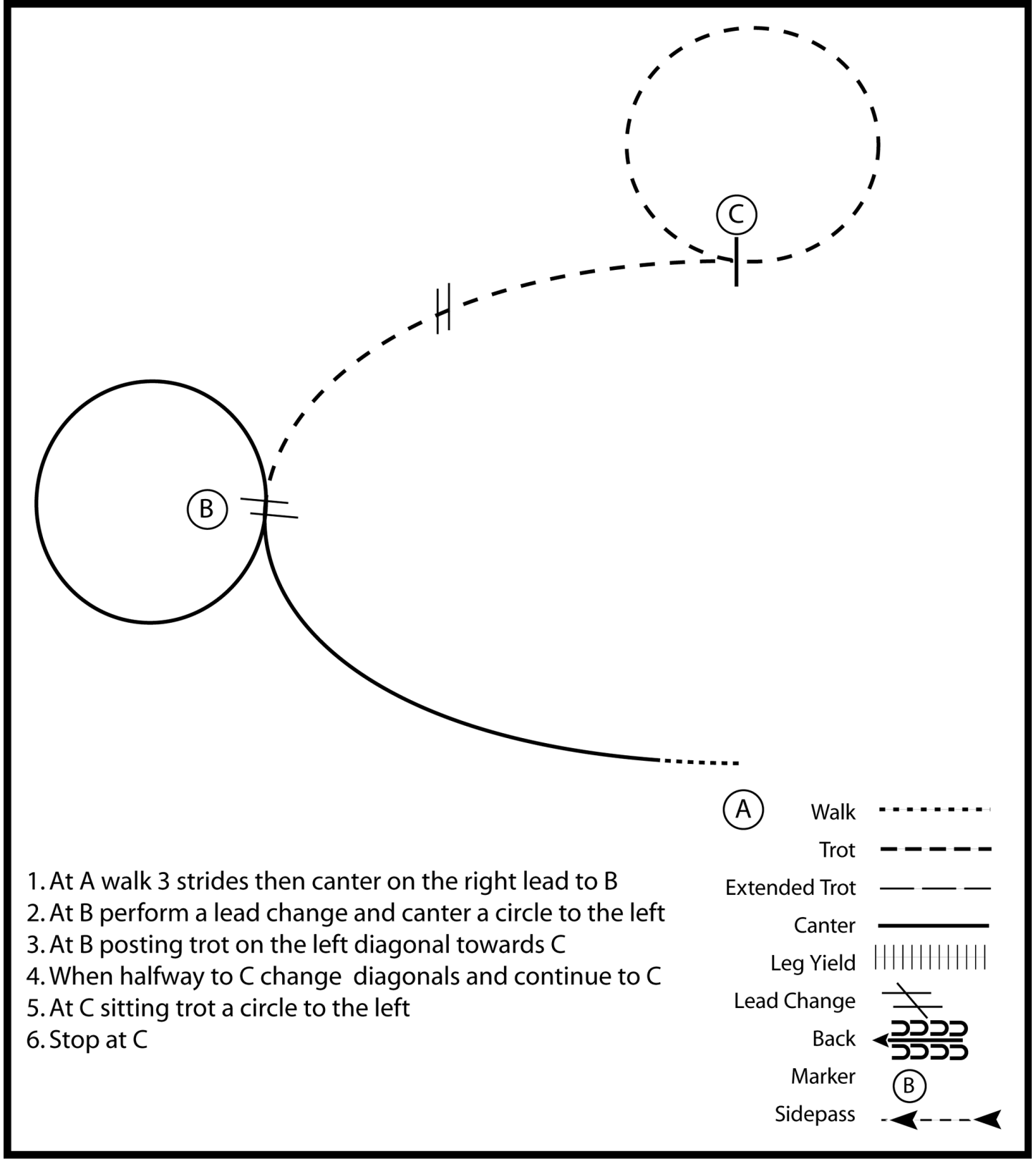
Iowa POAC- Iowa Falls

Hunt Seat Equitation (19-O & 14-18)

Show Date: 08-03-2019

w w w . H o r s e S h o w P a t t e r n s . c o m

w w w . H o r s e S h o w P a t t e r n s . c o m



1. At A walk 3 strides then canter on the right lead to B
2. At B perform a lead change and canter a circle to the left
3. At B posting trot on the left diagonal towards C
4. When halfway to C change diagonals and continue to C
5. At C sitting trot a circle to the left
6. Stop at C

- (A) Walk
Trot - - - - -
- Extended Trot - - - - -
- Canter _____
- Leg Yield |||||
- Lead Change /
- Back ←←←←←
- Marker (B)
- Sidepass ← - - - - - →

[HSE/3-15]

Pattern Provided by:
IOWA POAC

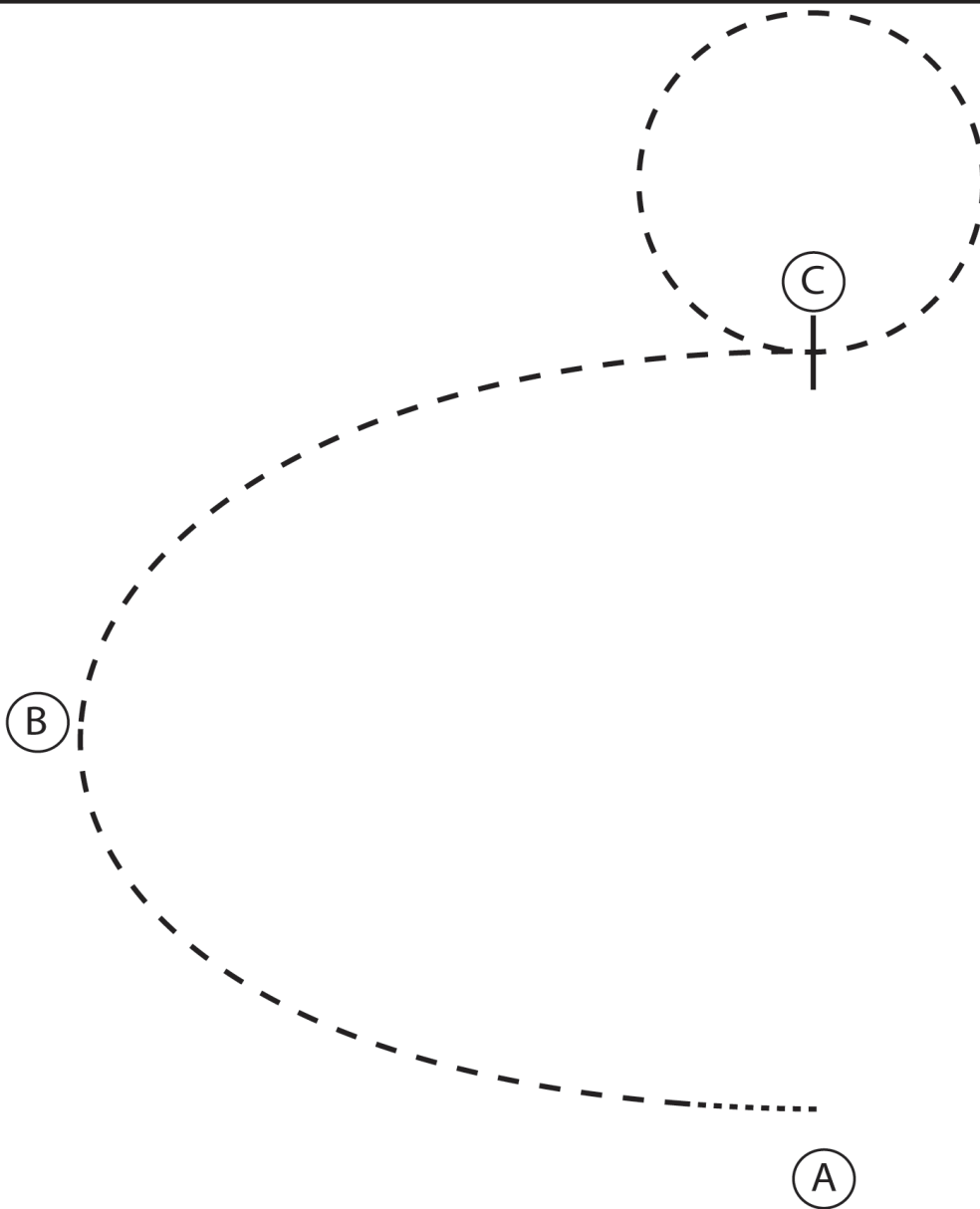
Iowa POAC- Iowa Falls

Hunt Seat Equitation (9-U, Novice 18-U WT, & 19-O WT)

Show Date: 08-03-2019

w w w . H o r s e S h o w P a t t e r n s . c o m

w w w . H o r s e S h o w P a t t e r n s . c o m



1. Walk 3 strides at A then posting trot on the right diagonal to B
2. At B change diagonals and continue to C
3. At C sitting trot a circle to the left
4. Stop at C

Walk
Trot	-----
Extended Trot	-----
Canter	—————
Leg Yield	
Lead Change	↘
Back	←←←←←
Marker	⊙
Sidepass	←←←←←

[HSE/WT-10]

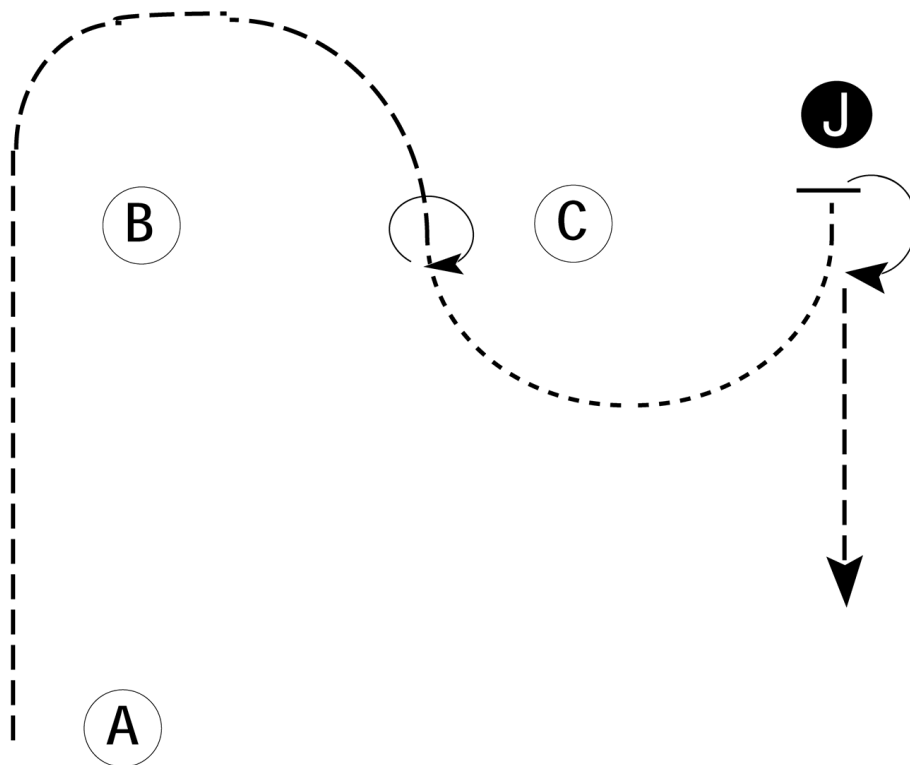
Pattern Provided by:

IOWA POAC

Iowa POAC- Iowa Falls

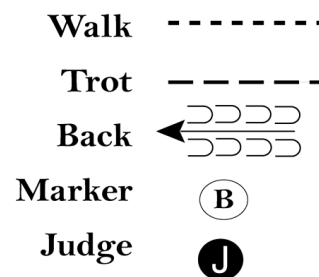
Showmanship (19-O, 14-18, & 10-13)

Show Date: 08-03-2019



Be ready at A.

1. Trot from A around B and to C.
2. Stop and perform a 360 degree turn.
3. Walk to the Judge. Stop and set up for inspection.
4. When dismissed perform a 180 degree turn and trot straight away from the Judge.



[S/2-35]

Pattern Provided by:
IOWA POAC

w w w . H o r s e S h o w P a t t e r n s . c o m

w w w . H o r s e S h o w P a t t e r n s . c o m

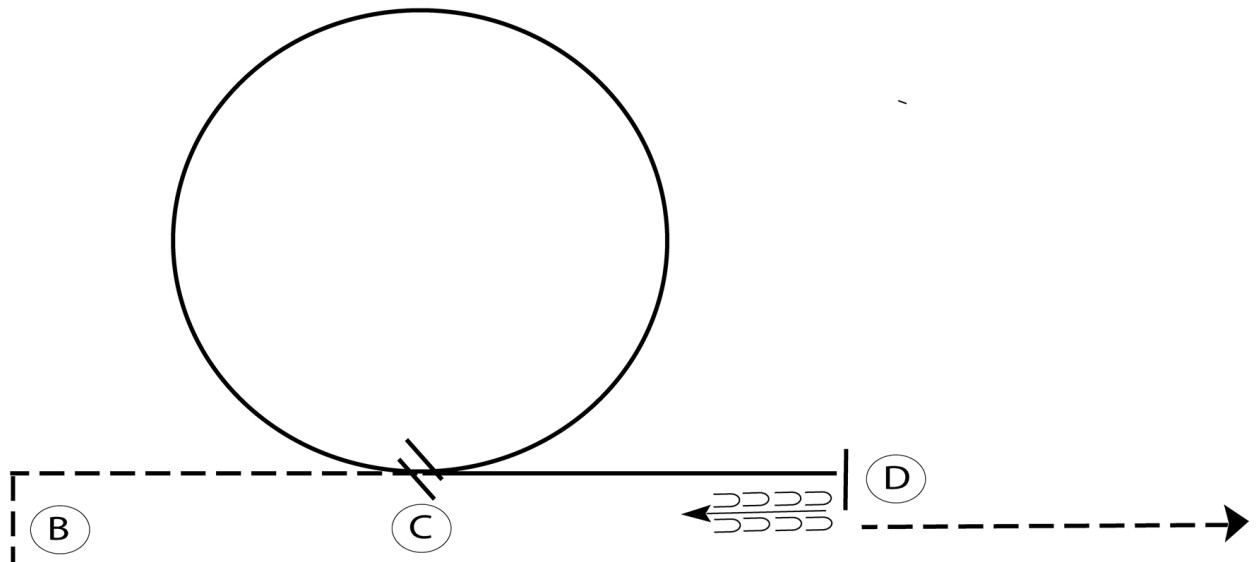
Iowa POAC- Iowa Falls

Bareback Horsemanship (14-18 & 10-13)

Show Date: 08-03-2019

www.HorseShowPatterns.com

www.HorseShowPatterns.com



(A)

Be ready before A.

1. Walk to A.
2. Jog around B and to C.
3. At C, lope a circle to the left on the left lead.
4. Change leads at C and lope to D.
5. Stop and back approximately one horse length.
6. Jog to exit.

Follow the instructions of your ring steward.

Walk	-----
Jog	- - - - -
Extended Jog	- - - - -
Lope	—————
Leg Yield	
Lead Change	— / —
Back	← ← ← → → →
Marker	(B)
Sidepass	← — — — — →

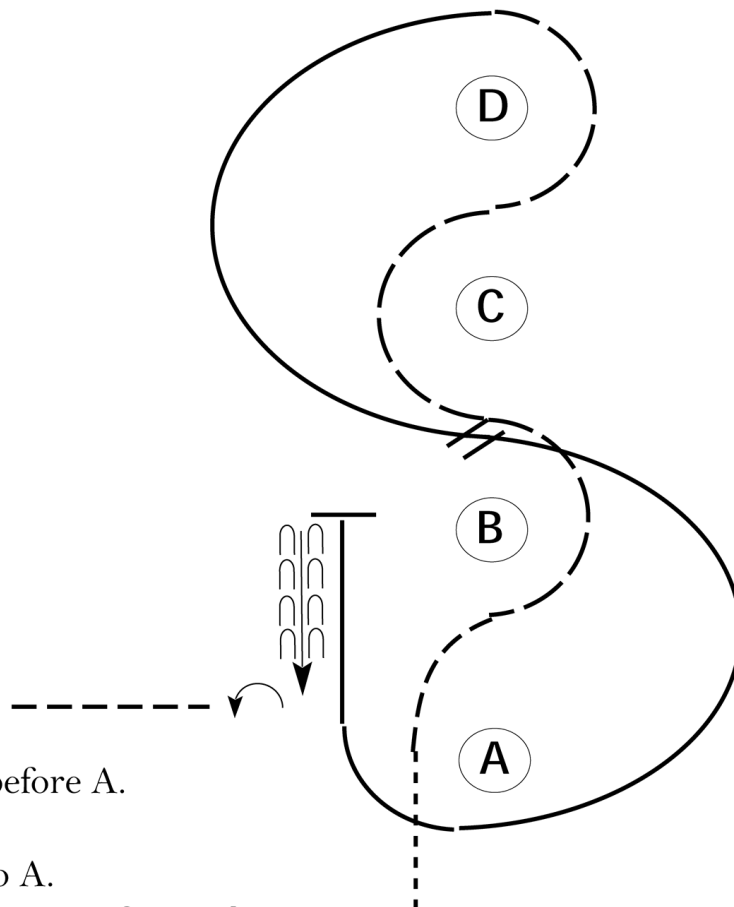
[WH/1-65]

Pattern Provided by:
IOWA POAC

Iowa POAC- Iowa Falls

Horseanship Horsemanship (13-U & Novice 18-U WTL)

Show Date: 08-03-2019



Be ready before A.

1. Walk to A.
2. Jog to center of A and B.
3. Perform an extended jog through B, C and D as shown.
4. At top of pattern, begin left lead lope to between C and B.
5. Change leads between C and B.
6. Lope with SPEED to A.
7. Slow to lope at A and lope until even with B.
8. Stop at B and back approximately one horse length.
9. Perform a 1/4 turn left and jog away from pattern.

Follow the instructions of your ring steward.

Walk	-----
Jog	- - - - -
Extended Jog	— — — —
Lope	—————
Lead Change	
Back	
Marker	

[WH/3-90]

Pattern Provided by:

IOWA POAC

www.HorseShowPatterns.com

www.HorseShowPatterns.com

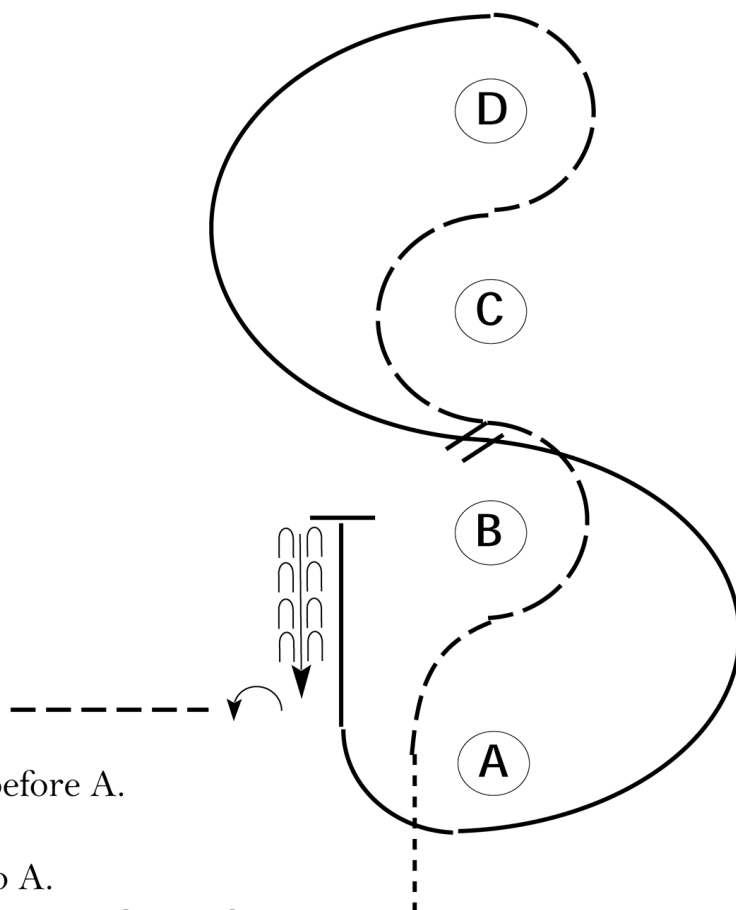
Iowa POAC- Iowa Falls

Western Horsemanship (19-O & 14-18)

Show Date: 08-03-2019

www.HorseShowPatterns.com

www.HorseShowPatterns.com



Be ready before A.

1. Walk to A.
2. Jog to center of A and B.
3. Perform an extended jog through B, C and D as shown.
4. At top of pattern, begin left lead lope to between C and B.
5. Change leads between C and B.
6. Lope with SPEED to A.
7. Slow to lope at A and lope until even with B.
8. Stop at B and back approximately one horse length.
9. Perform a 1/4 turn left and jog away from pattern.

Walk
Jog	-----
Extended Jog	-----
Lope	—————
Lead Change	
Back	
Marker	(B)

Follow the instructions of your ring steward.

[WH/3-90]

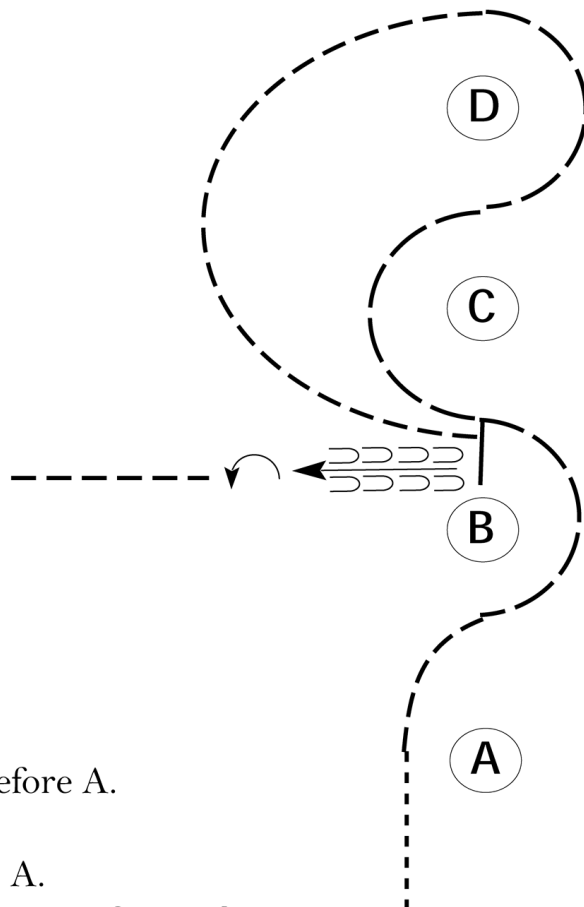
Pattern Provided by:

IOWA POAC

Iowa POAC- Iowa Falls

Western Horsemanship (9-U WT, Novice 18-U WT & 19-O WT)

Show Date: 08-03-2019



Be ready before A.

1. Walk to A.
2. Jog to center of A and B.
3. Perform an extended jog through B, C and D as shown.
4. At top of pattern, slow to jog and jog to between C and B.
5. Stop at B and back approximately one horse length.
6. Perform a 1/2 turn left and walk away from pattern.

Follow the instructions of your ring steward.

Walk	-----
Jog	- - - - -
Extended Jog	— — — —
Lope	
Lead Change	⋈
Back	← ← ← ←
Marker	Ⓚ

[WH/WT-90]

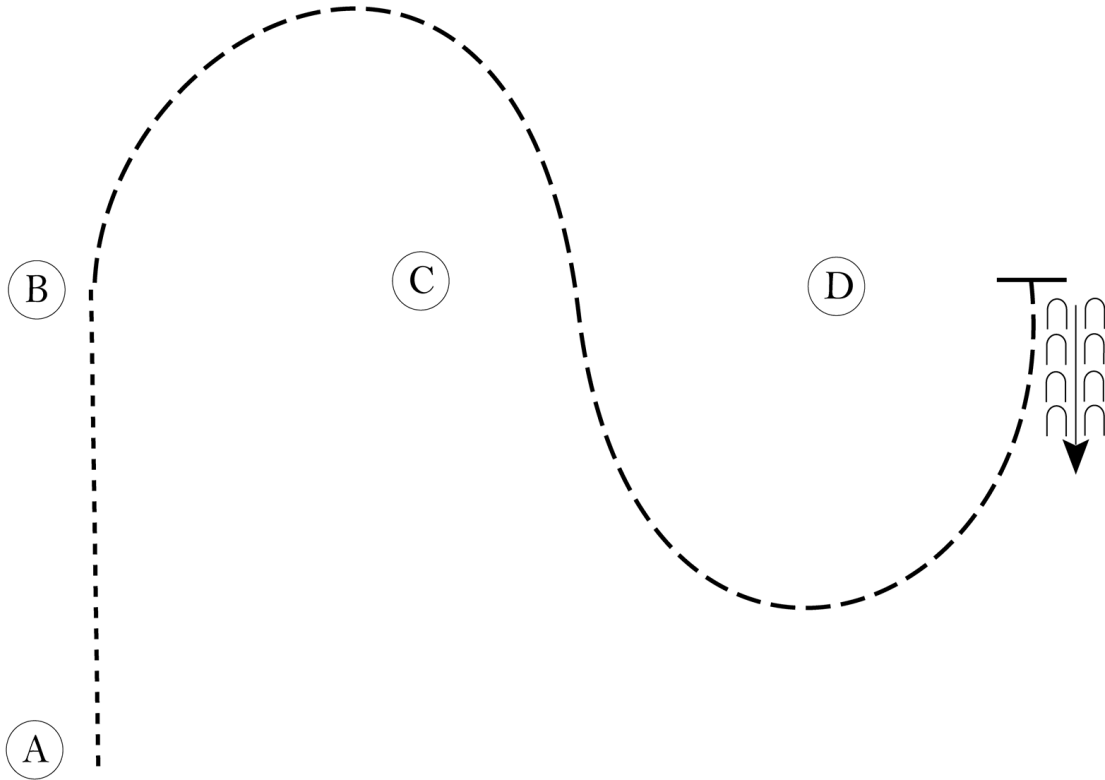
Pattern Provided by:

IOWA POAC

Iowa POAC- Iowa Falls

Bareback Horsemanship (9- U)

Show Date: 08-03-2019



Be ready at A.

1. Walk A to B.
2. Jog at B, around C and to D.
3. Stop at D and back approximately one horse length.

Follow the instructions of your ring steward.

Walk	-----
Jog	- - - - -
Extended Jog	- - - - -
Lope	—————
Leg Yield	
Lead Change	— / —
Back	← C C C C C
Marker	Ⓚ
Sidepass	← ——— →

[WH/WT-6]

Pattern Provided by:

IOWA POAC

w w w . H o r s e S h o w P a t t e r n s . c o m

w w w . H o r s e S h o w P a t t e r n s . c o m